

Datasheet for ABIN564442
anti-ABCC4 antibody (AA 1-110)[Go to Product page](#)

4 Images

Overview

Quantity:	100 µg
Target:	ABCC4
Binding Specificity:	AA 1-110
Reactivity:	Human
Host:	Mouse
Clonality:	Monoclonal
Conjugate:	This ABCC4 antibody is un-conjugated
Application:	Western Blotting (WB), ELISA, Immunohistochemistry (Paraffin-embedded Sections) (IHC (p))

Product Details

Purpose:	Mouse monoclonal antibody raised against a partial recombinant ABCC4.
Immunogen:	ABCC4 (AAH41560, 1 a.a. ~ 110 a.a) partial recombinant protein with GST tag. MW of the GST tag alone is 26 KDa.
Sequence:	MLPVYQEVKP NPLQDANLCS RVFFWWLNPL FKIGHKRRLE EDDMYSVLPE DRSQHLGEEL QGFWDKVELR AENDAQKPSL TRAIKCYWK SYLVLGIFTL IEESAKVIQP
Clone:	1B2
Isotype:	IgG1
Cross-Reactivity:	Human
Characteristics:	Antibody Reactive Against Recombinant Protein.

Target Details

Target:	ABCC4
Alternative Name:	ABCC4 (ABCC4 Products)
Background:	Full Gene Name: ATP-binding cassette, sub-family C (CFTR/MRP), member 4 Synonyms: EST170205,MOAT-B,MOATB,MRP4
Gene ID:	10257


Application Details

Application Notes:	Optimal working dilution should be determined by the investigator.
Restrictions:	For Research Use only

Handling

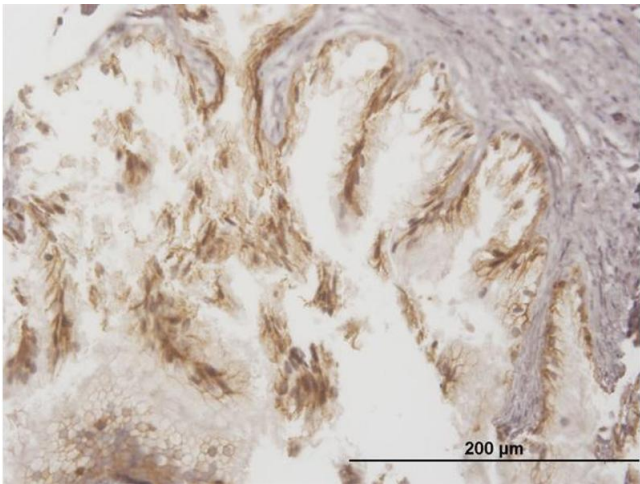
Buffer:	In 1x PBS, pH 7.4
Handling Advice:	Aliquot to avoid repeated freezing and thawing.
Storage:	-20 °C
Storage Comment:	Store at -20°C or lower. Aliquot to avoid repeated freezing and thawing.

Images



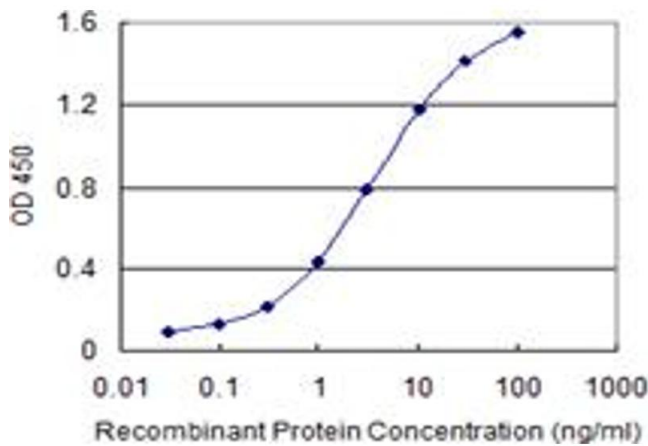
Western Blotting

Image 1. ABCC4 monoclonal antibody (M03), clone 1B2
Western Blot analysis of ABCC4 expression in Hela S3 NE .



Immunostaining

Image 2. Immunoperoxidase of monoclonal antibody to ABCC4 on formalin-fixed paraffin-embedded human prostate. [antibody concentration 3 ug/ml]



ELISA

Image 3. Detection limit for recombinant GST tagged ABCC4 is 0.03 ng/ml as a capture antibody.

Please check the [product details page](#) for more images. Overall 4 images are available for ABIN564442.