



[Go to Product page](#)

Datasheet for ABIN564508  
**anti-IRF9 antibody (AA 1-393)**

3 Images

1 Publication

### Overview

Quantity:	100 µg
Target:	IRF9
Binding Specificity:	AA 1-393
Reactivity:	Human
Host:	Mouse
Clonality:	Monoclonal
Conjugate:	This IRF9 antibody is un-conjugated
Application:	Western Blotting (WB), ELISA, Immunohistochemistry (Paraffin-embedded Sections) (IHC (p))

### Product Details

Purpose:	Mouse monoclonal antibody raised against a full length recombinant ISGF3G.
Immunogen:	ISGF3G (AAH35716, 1 a.a. ~ 393 a.a) full-length recombinant protein with GST tag. MW of the GST tag alone is 26 KDa.
Sequence:	MASGRARCTR KLRNWWVEQV ESGQFPGVCW DDTAKTMFRI PWKHAGKQDF REDQDAAFFK AWAIFKGGKYK EGD TG G P A W W K T R L R C A L N K S S E F K E V P E R G R M D V A E P Y K V Y Q L L P P G I V S G Q P G T Q K V P S K R Q H S S V S S E R K E E E D A M Q N C T L S P S V L Q D S L N N E E E E G A S G G A V H S D I G S S S S S S S P E P Q E V T D T T E A P F Q G D Q R S L E F L L P P E P D Y S L L L T F I Y N G R V V G E A Q V Q S L D C R L V A E P S G S E S S M E Q V L F P K P G P L E P T Q R L L S Q L E R G I L V A S N P R G L F V Q R L C P I P I S W N A P Q A P P G P G P H L L P S N E C V E L F R T A Y F C R D L V R Y F Q G L G P P P K F Q V T L N F W E E S H G S S H T P Q N L I T V K M E Q A F A R Y L L E Q T P E Q Q A A I L S L V
Clone:	1C10

## Product Details

---

Isotype:	IgG1
Cross-Reactivity:	Human
Characteristics:	Antibody Reactive Against Recombinant Protein.

## Target Details

---

Target:	IRF9
Alternative Name:	IRF9 ( <a href="#">IRF9 Products</a> )
Background:	Full Gene Name: interferon regulatory factor 9 Synonyms: IRF-9,ISGF3,ISGF3G,p48
Gene ID:	10379
Pathways:	<a href="#">JAK-STAT Signaling</a> , <a href="#">Interferon-gamma Pathway</a> , <a href="#">Hepatitis C</a>

## Application Details

---

Application Notes:	Optimal working dilution should be determined by the investigator.
Restrictions:	For Research Use only

## Handling

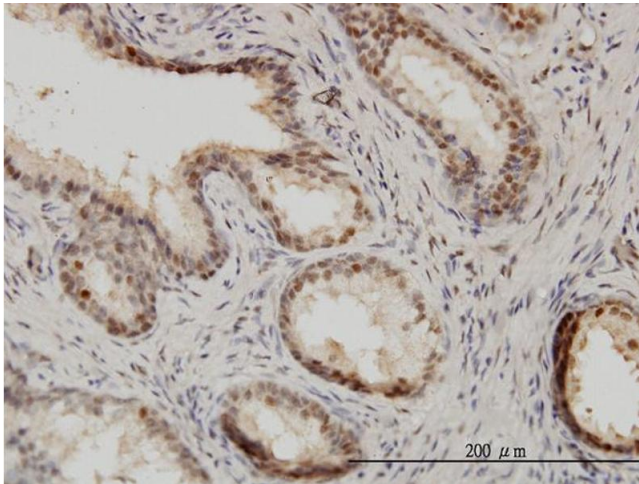
---

Buffer:	In 1x PBS, pH 7.4
Handling Advice:	Aliquot to avoid repeated freezing and thawing.
Storage:	-20 °C
Storage Comment:	Store at -20°C or lower. Aliquot to avoid repeated freezing and thawing.

## Publications

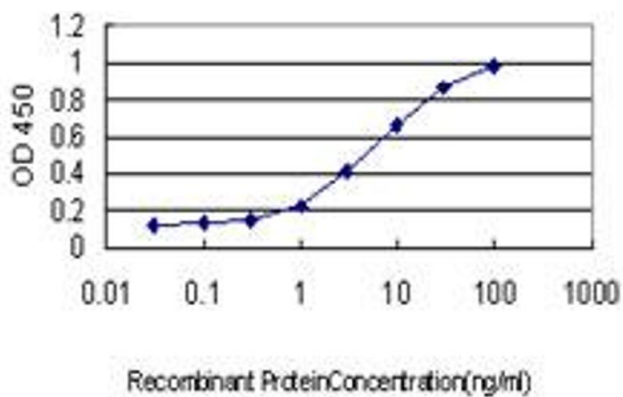
---

Product cited in:	Kyriakidis, Kapsogeorgou, Gourzi, Konsta, Baltatzis, Tzioufas: "Toll-like receptor 3 stimulation promotes Ro52/TRIM21 synthesis and nuclear redistribution in salivary gland epithelial cells, partially via type I interferon pathway." in: <b>Clinical and experimental immunology</b> , Vol. 178, Issue 3, pp. 548-60, (2014) ( <a href="#">PubMed</a> ).
-------------------	--




### Immunostaining

**Image 1.** Immunoperoxidase of monoclonal antibody to ISGF3G on formalin-fixed paraffin-embedded human prostate. [antibody concentration 3 ug/ml]



### ELISA

**Image 2.** Detection limit for recombinant GST tagged ISGF3G is approximately 0.03ng/ml as a capture antibody.



### Western Blotting

**Image 3.** Western Blot detection against Immunogen (68.97 KDa) .