



[Go to Product page](#)

Datasheet for ABIN564572
anti-CRTAP antibody (AA 307-401)

4 Images

3 Publications

Overview

Quantity:	100 µg
Target:	CRTAP
Binding Specificity:	AA 307-401
Reactivity:	Human
Host:	Mouse
Clonality:	Monoclonal
Conjugate:	This CRTAP antibody is un-conjugated
Application:	Western Blotting (WB), ELISA, Immunohistochemistry (Paraffin-embedded Sections) (IHC (p))

Product Details

Purpose:	Mouse monoclonal antibody raised against a partial recombinant CRTAP.
Immunogen:	CRTAP (NP_006362, 307 a.a. ~ 401 a.a) partial recombinant protein with GST tag. MW of the GST tag alone is 26 KDa.
Sequence:	KLNDLKNAAP CAVSYLLFDQ NDKVMQQNLV YYQYHRDTWG LSDEHFQPRP EAVQFFNVTT LQKELYDFAK ENIMDDDEGE VVEYVDDLLE LEETS
Clone:	4D9
Isotype:	IgG2a
Cross-Reactivity:	Human
Characteristics:	Antibody Reactive Against Recombinant Protein.

Target Details

Target:	CRTAP
Alternative Name:	CRTAP (CRTAP Products)
Background:	Full Gene Name: cartilage associated protein Synonyms: CASP,LEPREL3
Gene ID:	10491
NCBI Accession:	NM_006371

Application Details

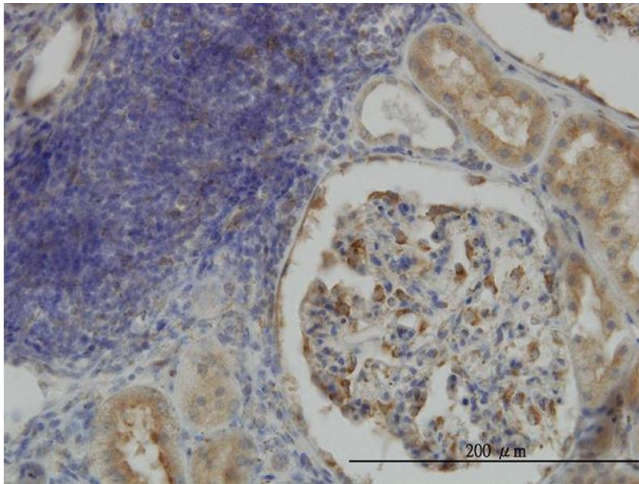
Application Notes:	Optimal working dilution should be determined by the investigator.
Restrictions:	For Research Use only

Handling

Buffer:	In 1x PBS, pH 7.4
Handling Advice:	Aliquot to avoid repeated freezing and thawing.
Storage:	-20 °C
Storage Comment:	Store at -20°C or lower. Aliquot to avoid repeated freezing and thawing.


Publications

Product cited in:	<p>Huang, Mei, Lv, Li, Zhang, Pan, Tan, Guo, Luo, Chen, Liang, Wu: "Targeted exome sequencing identifies novel compound heterozygous mutations in P3H1 in a fetus with osteogenesis imperfecta type VIII." in: Clinica chimica acta; international journal of clinical chemistry, Vol. 464, pp. 170-175, (2016) (PubMed).</p> <p>Chang, Barnes, Cabral, Bodurtha, Marini: "Prolyl 3-hydroxylase 1 and CRTAP are mutually stabilizing in the endoplasmic reticulum collagen prolyl 3-hydroxylation complex." in: Human molecular genetics, Vol. 19, Issue 2, pp. 223-34, (2009) (PubMed).</p> <p>Choi, Sutor, Lindquist, Evans, Madden, Bergen, Hefferan, Yaszemski, Bram: "Severe osteogenesis imperfecta in cyclophilin B-deficient mice." in: PLoS genetics, Vol. 5, Issue 12, pp. e1000750, (2009) (PubMed).</p>
-------------------	--



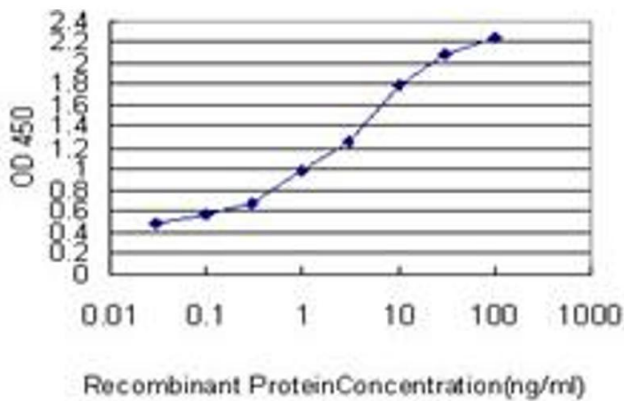
Immunostaining

Image 1. Immunoperoxidase of monoclonal antibody to CRTAP on formalin-fixed paraffin-embedded human kidney. [antibody concentration 3 ug/ml]



Western Blotting

Image 2. CRTAP monoclonal antibody (M01), clone 4D9 Western Blot analysis of CRTAP expression in HeLa .



ELISA

Image 3. Detection limit for recombinant GST tagged CRTAP is approximately 0.03ng/ml as a capture antibody.

Please check the [product details page](#) for more images. Overall 4 images are available for ABIN564572.