

Datasheet for ABIN564676
anti-NUDC antibody (AA 1-331)



[Go to Product page](#)

4 Images

Overview

Quantity:	100 µg
Target:	NUDC
Binding Specificity:	AA 1-331
Reactivity:	Human
Host:	Mouse
Clonality:	Monoclonal
Conjugate:	This NUDC antibody is un-conjugated
Application:	Western Blotting (WB), ELISA, Immunofluorescence (IF)

Product Details

Purpose:	Mouse monoclonal antibody raised against a full length recombinant NUDC.
Immunogen:	NUDC (AAH02399, 1 a.a. ~ 331 a.a) full-length recombinant protein with GST tag. MW of the GST tag alone is 26 KDa.
Sequence:	MGGEQEEERF DGMLLAMAQQ HEGGVQELVN TFFSFLRRKT DFFIGGEEGM AEKLITQTFS HHNQLAQKTR REKRARQAE RREKAERAAR LAKEAKSETS GPQIKELTDE EAERLQLEID QKKDAENHEA QLKNGSLDSP GKQDTEEDEG EDEKDKGKLG PNLGNGADLP NYRWTQTLSE LDLAVPFCVN FRLKGGKDMVV DIQRRHLRVG LKGQPAIDG ELYNEVKVEE SSWLIEDGKV VTVHLEKINK MEWWSRLVSS DPEINTKKIN PENSKLSLDL SETRSMVEKM MYDQRQKSMG LPTSDEQKKQ EILKKFMDQH PEMDFSKAKF N
Clone:	5G12
Isotype:	IgG1

Product Details

Cross-Reactivity:	Human
Characteristics:	Antibody Reactive Against Recombinant Protein.

Target Details

Target:	NUDC
Abstract:	NUDC Products
Background:	Full Gene Name: nuclear distribution gene C homolog (A. nidulans) Synonyms: HNUDC,MNUDC,NPD011
Gene ID:	10726

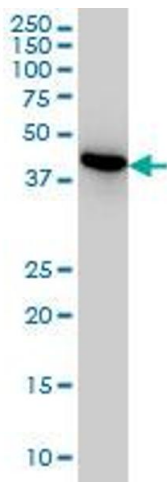
Application Details

Application Notes:	Optimal working dilution should be determined by the investigator.
Restrictions:	For Research Use only

Handling

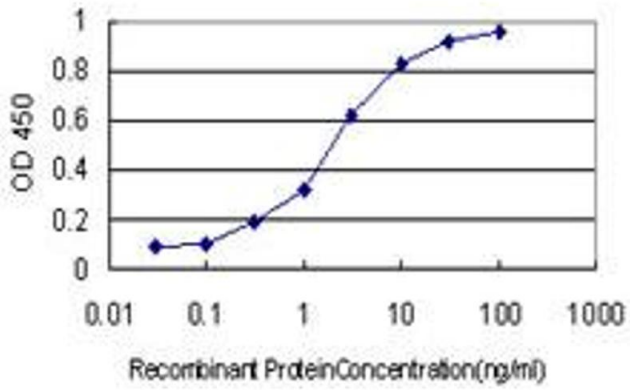
Buffer:	In 1x PBS, pH 7.4
Handling Advice:	Aliquot to avoid repeated freezing and thawing.
Storage:	-20 °C
Storage Comment:	Store at -20°C or lower. Aliquot to avoid repeated freezing and thawing.

Images




Western Blotting

Image 1. NUDC monoclonal antibody (M01), clone 5G12
Western Blot analysis of NUDC expression in HeLa .



ELISA

Image 2. Detection limit for recombinant GST tagged NUDC is approximately 0.03ng/ml as a capture antibody.



Western Blotting

Image 3. Western Blot detection against Immunogen (62.15 kDa).

Please check the [product details page](#) for more images. Overall 4 images are available for ABIN564676.