

Datasheet for ABIN564680  
**anti-TCFL5 antibody (AA 418-500)**

## 3 Images

[Go to Product page](#)

## Overview

Quantity:	100 µg
Target:	TCFL5
Binding Specificity:	AA 418-500
Reactivity:	Human
Host:	Mouse
Clonality:	Monoclonal
Conjugate:	This TCFL5 antibody is un-conjugated
Application:	Western Blotting (WB), ELISA, Immunofluorescence (IF)

## Product Details

Purpose:	Mouse monoclonal antibody raised against a partial recombinant TCFL5.
Immunogen:	TCFL5 (NP_006593, 418 a.a. ~ 500 a.a) partial recombinant protein with GST tag. MW of the GST tag alone is 26 KDa.
Sequence:	ICCDELNLLV PFCNAETDKA TTLQWTTAFL KYIQRHGDG LKKEFESVFC GKTGRRLKLT RPDSLVTCPA QGSLQSSPSM EIK
Clone:	1F2
Isotype:	IgG1
Cross-Reactivity:	Human
Characteristics:	Antibody Reactive Against Recombinant Protein.

## Target Details

Target:	TCFL5
Alternative Name:	TCFL5 ( <a href="#">TCFL5 Products</a> )
Background:	Full Gene Name: transcription factor-like 5 (basic helix-loop-helix) Synonyms: CHA,E2BP-1,Figlb,MGC46135
Gene ID:	10732
NCBI Accession:	<a href="#">NM_006602</a>

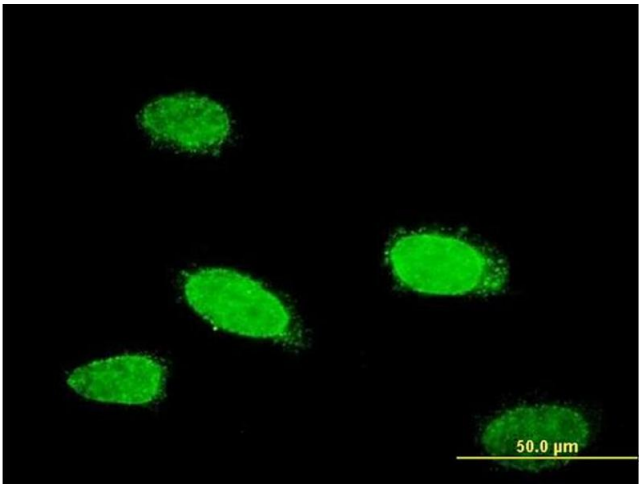
## Application Details

Application Notes:	Optimal working dilution should be determined by the investigator.
Restrictions:	For Research Use only

## Handling


Buffer:	In 1x PBS, pH 7.4
Handling Advice:	Aliquot to avoid repeated freezing and thawing.
Storage:	-20 °C
Storage Comment:	Store at -20°C or lower. Aliquot to avoid repeated freezing and thawing.

## Images



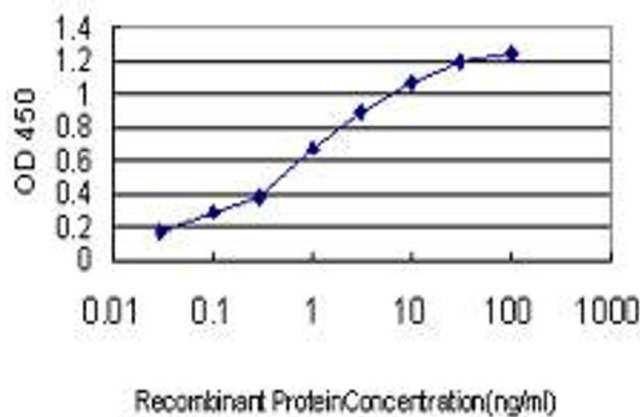
### Immunofluorescence

**Image 1.** Immunofluorescence of monoclonal antibody to TCFL5 on HeLa cell. [antibody concentration 10 ug/ml]



### Western Blotting

**Image 2.** Western Blot detection against Immunogen (34.87 KDa) .



### ELISA

**Image 3.** Detection limit for recombinant GST tagged TCFL5 is approximately 0.03ng/ml as a capture antibody.