

Datasheet for ABIN564837  
**anti-GLMN antibody (AA 1-594)**



[Go to Product page](#)

7 Images

Overview

Quantity:	100 µg
Target:	GLMN
Binding Specificity:	AA 1-594
Reactivity:	Human
Host:	Mouse
Clonality:	Monoclonal
Conjugate:	This GLMN antibody is un-conjugated
Application:	Western Blotting (WB), ELISA, Immunoprecipitation (IP), Immunofluorescence (IF)

Product Details

Purpose:	Mouse monoclonal antibody raised against a full length recombinant GLMN.
Immunogen:	GLMN (AAH01257, 1 a.a. ~ 594 a.a) full-length recombinant protein with GST tag. MW of the GST tag alone is 26 KDa.
Sequence:	MAVEELQSII KRCQILEEQD FKEEDFGLFQ LAGQRCIEEG HTDQLLEIIQ NEKNKVIKIN MGWNLVGPVV RCLLCKDKED SKRKVYFLIF DLLVKLCNPK ELLGLLELI EEPGKQISQ SILLLLQPLQ TVIQKLHNKA YSIGLALSTL WNQLSLLPVP YSKEQIQMDD YGLCQCCKAL IEFTKPFVEE VIDNKENSLE NEKLKDELLK FCFKSLKCPL LTAQFFEQSE EGGNDPFRYF ASEIIGFLSA IGHPFPKMIF NHGRKKRTWN YLEFEEEEENK QLADSMASLA YLVFVQGIHI DQLPMVLSPL YLLQFNMGHI EVFLQRTEES VISKGLELLE NSLLRIEDNS LLYQYLEIKS FLTVPQGLVK VMTLCPIETL RKKSLAMLQL YINKLDSQGK YTLFRCLLNT SNHSGVEAFI IQNIKNQIDM SLKRTRNNKW FTGPQLISLL DLVLFPEGA ETDLLQNSDR IMASLNLLRY LVIKDNENDN QTGLWTELGN IENNFLKPLH IGLNMSKAHY EAEIKNSQEA QKSKDLCSIT

## Product Details

---

VSGEEIPNMP PEMQLKVLHS ALFTFDLIES VLARVEELIE IKTKSTSEEN IGIK

Clone: 1C12

Isotype: IgG1

Cross-Reactivity: Human

Characteristics: Antibody Reactive Against Recombinant Protein.

## Target Details

---

Target: GLMN

Alternative Name: GLMN ([GLMN Products](#))

Background: Full Gene Name: glomulin, FKBP associated protein  
Synonyms: FAP,FAP48,FAP68,FKBPAP,GLML,GVM,VMGLOM

Gene ID: 11146

Pathways: [Tube Formation](#)

## Application Details

---

Application Notes: Optimal working dilution should be determined by the investigator.

Restrictions: For Research Use only

## Handling


---

Buffer: In 1x PBS, pH 7.4

Handling Advice: Aliquot to avoid repeated freezing and thawing.

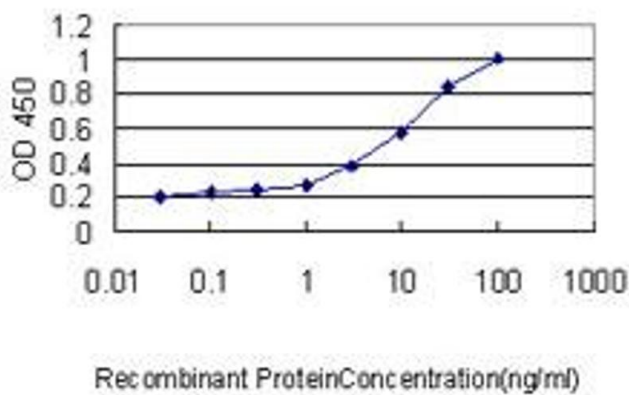
Storage: -20 °C

Storage Comment: Store at -20°C or lower. Aliquot to avoid repeated freezing and thawing.




### Western Blotting

**Image 1.** GLMN monoclonal antibody (M01), clone 1C12. Western Blot analysis of GLMN expression in Jurkat .



### ELISA

**Image 2.** Detection limit for recombinant GST tagged GLMN is approximately 0.03ng/ml as a capture antibody.



### Immunoprecipitation

**Image 3.** Immunoprecipitation of GLMN transfected lysate using anti-GLMN monoclonal antibody and Protein A Magnetic Bead , and immunoblotted with GLMN MaxPab rabbit polyclonal antibody.

Please check the [product details page](#) for more images. Overall 7 images are available for ABIN564837.