



[Go to Product page](#)

Datasheet for ABIN564887

anti-RNF139 antibody (AA 565-664)

4 Images

1 Publication

Overview

Quantity:	100 µg
Target:	RNF139
Binding Specificity:	AA 565-664
Reactivity:	Human
Host:	Mouse
Clonality:	Monoclonal
Conjugate:	This RNF139 antibody is un-conjugated
Application:	ELISA, Western Blotting (WB), Immunohistochemistry (Paraffin-embedded Sections) (IHC (p))

Product Details

Purpose:	Mouse monoclonal antibody raised against a partial recombinant RNF139.
Immunogen:	RNF139 (NP_009149, 565 a.a. ~ 664 a.a) partial recombinant protein with GST tag. MW of the GST tag alone is 26 KDa.
Sequence:	HYFHALCLRK WLYIQDTCPM CHQKVYIEDD IKDNSNVSNN NGFIPPNETP EEAVREAAAE SDRELNEDDS TDCDDDVQRE RNGVIQHTGA AAEEFNDDTD
Clone:	3D10
Isotype:	IgG1
Cross-Reactivity:	Human
Characteristics:	Antibody Reactive Against Recombinant Protein.

Target Details

Target:	RNF139
Alternative Name:	RNF139 (RNF139 Products)
Background:	Full Gene Name: ring finger protein 139 Synonyms: HRCA1,MGC31961,RCA1,TRC8
Gene ID:	11236
NCBI Accession:	NM_007218

Application Details

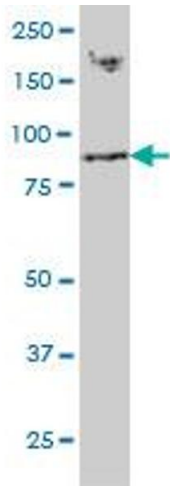
Application Notes:	Optimal working dilution should be determined by the investigator.
Restrictions:	For Research Use only

Handling

Buffer:	In 1x PBS, pH 7.4
Handling Advice:	Aliquot to avoid repeated freezing and thawing.
Storage:	-20 °C
Storage Comment:	Store at -20°C or lower. Aliquot to avoid repeated freezing and thawing.

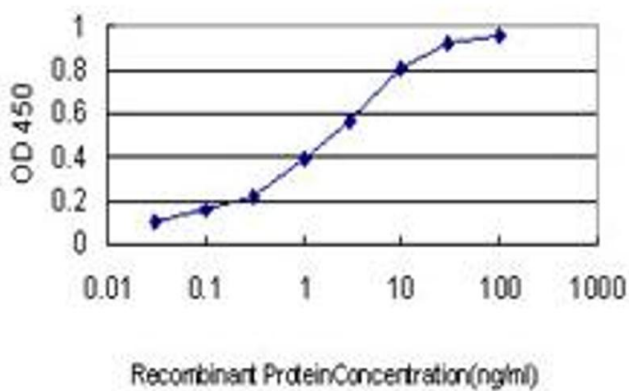
Publications

Product cited in:	Adams, Simms, Abdelhamed, Dawe, Szymanska, Logan, Wheway, Pitt, Gull, Knowles, Blair, Cross, Sayer, Johnson: "A meckelin-filamin A interaction mediates ciliogenesis." in: Human molecular genetics , Vol. 21, Issue 6, pp. 1272-86, (2012) (PubMed).
-------------------	--




Western Blotting

Image 1. RNF139 monoclonal antibody (M01), clone 3D10 Western Blot analysis of RNF139 expression in HepG2 .



ELISA

Image 2. Detection limit for recombinant GST tagged RNF139 is approximately 0.03ng/ml as a capture antibody.



Western Blotting

Image 3. Western Blot detection against Immunogen (36.63 KDa) .

Please check the [product details page](#) for more images. Overall 4 images are available for ABIN564887.