Datasheet for ABIN5649565

anti-Retinoic Acid Induced 12 (RAI12) antibody

3 Images

Go to Product page

Overview

Quantity:	100 µL
Target:	Retinoic Acid Induced 12 (RAI12)
Reactivity:	Human
Host:	Rabbit
Clonality:	Polyclonal
Conjugate:	Un-conjugated
Application:	Western Blotting (WB), Immunohistochemistry (Paraffin-embedded Sections) (IHC (p)), Immunofluorescence (IF)

Product Details

Purpose:	Rabbit polyclonal antibody raised against recombinant C17orf81.
Immunogen:	Recombinant protein corresponding to amino acids of human C17orf81.
Sequence:	GTGRELEMLD SLLALGGLVL LRDSVEWEGR SLLKALVKKS ALCGEQVHIL GCEVSEEEFR EGFDSDINNR L
Isotype:	IgG
Cross-Reactivity:	Human

Target Details

Target:	Retinoic Acid Induced 12 (RAI12)
Alternative Name:	C17orf81 (RAI12 Products)

Copyright antibodies-online. All rights reserved.

Target Details

Background:	Full Gene Name: chromosome 17 open reading frame 81 Synonyms: DERP6,HSPC002,MST071,MSTP071
Gene ID:	23587

Application Details

Application Notes:	Immunohistochemistry (1:200-1:500) Western Blot (1:250-1:500) Immunofluorescence (1-4 µg/mL) The optimal working dilution should be determined by the end user.
Restrictions:	For Research Use only

Handling

Format:	Liquid
Buffer:	In PBS, pH 7.2 (40 % glycerol, 0.02 % sodium azide)
Preservative:	Sodium azide
Precaution of Use:	This product contains Sodium azide: a POISONOUS AND HAZARDOUS SUBSTANCE which should be handled by trained staff only.
Storage:	4 °C,-20 °C
Storage Comment:	Store at 4°C. For long term storage store at -20°C. Aliquot to avoid repeated freezing and thawing.

Images



Immunohistochemistry

Image 1. Immunohistochemical staining of human skeletal muscle with C17orf81 polyclonal antibody shows strong cytoplasmic positivity in myocytes at 1:200-1:500 dilution.

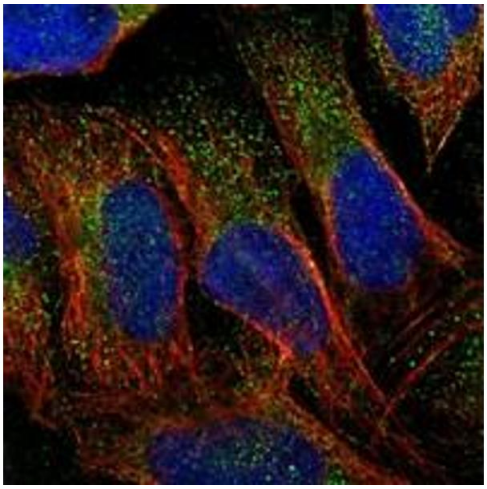

Immunofluorescence

Image 2. Immunofluorescent staining of human cell line U-2 OS with C17orf81 polyclonal antibody at 1-4 ug/mL dilution shows positivity in cytoplasm.

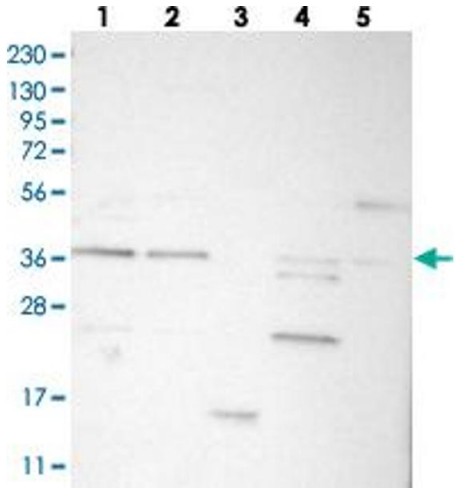

Western Blotting

Image 3. Western blot analysis of Lane 1: RT-4, Lane 2: U-251 MG, Lane 3: Human Plasma, Lane 4: Liver, Lane 5: Tonsil with C17orf81 polyclonal antibody at 1:250-1:500 dilution.

 Copyright antibodies-online. All rights reserved.