



[Go to Product page](#)

Datasheet for ABIN565005
anti-SWAP70 antibody (AA 378-451)

8 Images

Overview

Quantity:	100 µg
Target:	SWAP70
Binding Specificity:	AA 378-451
Reactivity:	Human
Host:	Mouse
Clonality:	Monoclonal
Conjugate:	This SWAP70 antibody is un-conjugated
Application:	Western Blotting (WB), ELISA, Immunohistochemistry (Paraffin-embedded Sections) (IHC (p))

Product Details

Purpose:	Mouse monoclonal antibody raised against a partial recombinant SWAP70.
Immunogen:	SWAP70 (NP_055870, 378 a.a. ~ 451 a.a) partial recombinant protein with GST tag. MW of the GST tag alone is 26 KDa.
Sequence:	QTQVELQARF STELEREKLI RQQMEEQVAQ KSSELEQYLQ RVRELEDMYL KLQEALEDER QARQDEETVR KLQA
Clone:	3H8
Isotype:	IgG2a
Cross-Reactivity:	Human, Mouse, Rat
Characteristics:	Antibody Reactive Against Recombinant Protein.

Target Details

Target:	SWAP70
Alternative Name:	SWAP70 (SWAP70 Products)
Background:	Full Gene Name: SWAP-70 protein Synonyms: FLJ39540,HSPC321,KIAA0640,SWAP-70
Gene ID:	23075
NCBI Accession:	NM_015055
Pathways:	Production of Molecular Mediator of Immune Response


Application Details

Application Notes:	Optimal working dilution should be determined by the investigator.
Restrictions:	For Research Use only

Handling

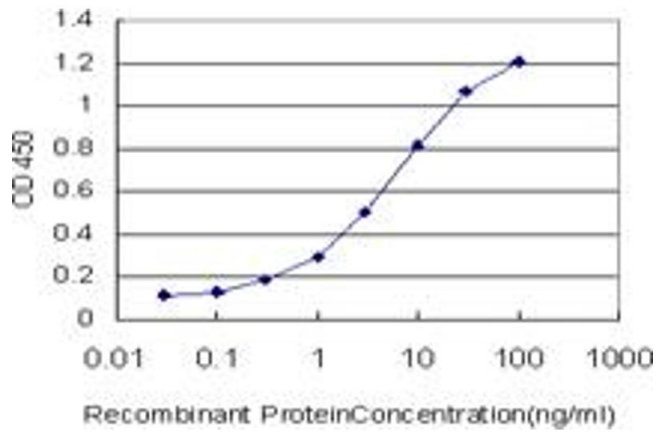
Buffer:	In 1x PBS, pH 7.4
Handling Advice:	Aliquot to avoid repeated freezing and thawing.
Storage:	-20 °C
Storage Comment:	Store at -20°C or lower. Aliquot to avoid repeated freezing and thawing.

Images



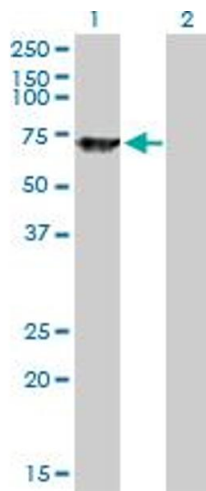
Western Blotting

Image 1. SWAP70 monoclonal antibody (M09), clone 3H8.
Western Blot analysis of SWAP70 expression in Raw 264.7.



ELISA

Image 2. Detection limit for recombinant GST tagged SWAP70 is approximately 0.1ng/ml as a capture antibody.



Western Blotting

Image 3. Western Blot analysis of SWAP70 expression in transfected 293T cell line by SWAP70 monoclonal antibody (M09), clone 3H8.

Lane 1: SWAP70 transfected lysate(69 kDa).

Lane 2: Non-transfected lysate.

Please check the [product details page](#) for more images. Overall 8 images are available for ABIN565005.