



Datasheet for ABIN565153  
**anti-CADM1 antibody (AA 151-250)**



[Go to Product page](#)

5 Images

Overview

Quantity:	50 µL
Target:	CADM1
Binding Specificity:	AA 151-250
Reactivity:	Human
Host:	Mouse
Clonality:	Polyclonal
Conjugate:	This CADM1 antibody is un-conjugated
Application:	Western Blotting (WB), ELISA

Product Details

Purpose:	Mouse polyclonal antibody raised against a partial recombinant CADM1.
Immunogen:	CADM1 (NP_055148, 151 a.a. ~ 250 a.a) partial recombinant protein with GST tag.
Sequence:	IQRDTAVEGE EIEVNCTAMA SKPATTIRWF KGNTEKLGKS EVEEWSDMYT VTSQLMLKVH KEDDGVPVIC QVEHPAVTGN LQTQRYLEVQ YKPQVHIQMT
Cross-Reactivity:	Human, Mouse, Rat
Characteristics:	Antibody Reactive Against Recombinant Protein.

Target Details

Target:	CADM1
Alternative Name:	CADM1 ( <a href="#">CADM1 Products</a> )

## Target Details

Background:	Full Gene Name: cell adhesion molecule 1 Synonyms: BL2,DKFZp686F1789,IGSF4,IGSF4A,MGC149785,MGC51880,NECL2,Necl-2,RA175,ST17,SYNCAM,TSLC1,sTSLC-1,sglIGSF,synCAM1
Gene ID:	23705
NCBI Accession:	<a href="#">NM_014333</a>
Pathways:	<a href="#">Regulation of Leukocyte Mediated Immunity</a> , <a href="#">Positive Regulation of Immune Effector Process</a> , <a href="#">Cell-Cell Junction Organization</a> , <a href="#">Activated T Cell Proliferation</a>

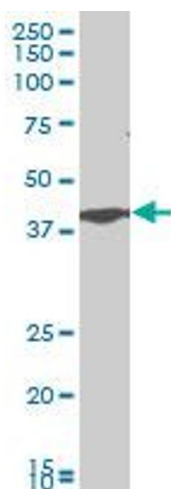
## Application Details

Application Notes:	Optimal working dilution should be determined by the investigator.
Restrictions:	For Research Use only

## Handling

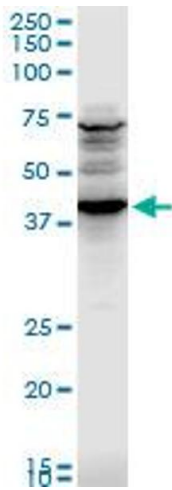
Format:	Liquid
Buffer:	50 % glycerol
Handling Advice:	Aliquot to avoid repeated freezing and thawing.
Storage:	-20 °C
Storage Comment:	Store at -20°C or lower. Aliquot to avoid repeated freezing and thawing.

## Images



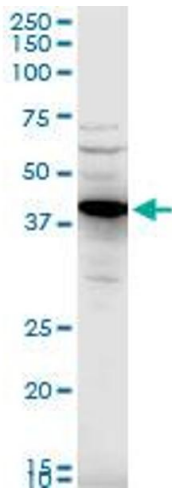
### Western Blotting

**Image 1.** CADM1 polyclonal antibody (A01), Lot # UOZ1060607QCS1 Western Blot analysis of CADM1 expression in PC-12



#### Western Blotting

**Image 2.** CADM1 polyclonal antibody (A01), Lot # UOZ1060607QCS1. Western Blot analysis of CADM1 expression in NIH/3T3.



#### Western Blotting

**Image 3.** CADM1 polyclonal antibody (A01), Lot # UOZ1060607QCS1. Western Blot analysis of CADM1 expression in Raw 264.7.

Please check the [product details page](#) for more images. Overall 5 images are available for ABIN565153.