



[Go to Product page](#)

Datasheet for ABIN565240

anti-PHGDH antibody (AA 1-533)

10 Images

1 Publication

Overview

Quantity:	100 µg
Target:	PHGDH
Binding Specificity:	AA 1-533
Reactivity:	Human
Host:	Mouse
Clonality:	Monoclonal
Conjugate:	This PHGDH antibody is un-conjugated
Application:	Western Blotting (WB), ELISA, Immunohistochemistry (Paraffin-embedded Sections) (IHC (p)), Immunofluorescence (IF), Immunoprecipitation (IP)

Product Details

Purpose:	Mouse monoclonal antibody raised against a full length recombinant PHGDH.
Immunogen:	PHGDH (AAH11262.1, 1 a.a. ~ 533 a.a) full-length recombinant protein with GST tag. MW of the GST tag alone is 26 KDa.
Sequence:	MAFANLRKVL ISDSLDPCCR KILQDGGGLQV VEKQNLKSEE LIAELQDCEG LIVRSATKVT ADVINAAEKL QVVGRAGTGV DNVLDLEAATR KGILVMNTPN GNSLSAAELT CGMIMCLARQ IPQATASMKD GKWERKKFMG TELNGKTLGI LGLGRIGREV ATRMQSFGMK TIGYDPIISP EVSASFGVQQ LPLEEIWPLC DFITVHTPLL PSTTGLLNDN TFAQCKKGVR VVNCARGGIV DEGALLRALQ SGQCAGAALD VFTEEPPRDR ALVDHENVIS CPHLGASTKE AQRSGEEIA VQFVDMVKGK SLTGVVNAQA LTSAFSPHTK PWIGLAEALG TLMRAWAGSP KGTIQVITQG TSLKNAGNCL SPAVIVGLLK EASKQADVNL VNAKLLVKEA GLNVTTSHSP AAPGEQGFGE CLLAVALAGA PYQAVGLVQG TTPVLQGLNG AVFRPEVPLR RDLPLLLFRT QTSDPAMLPT

Product Details

MIGLLAEAGV RLLSYQTSLV SDGETWHVMG ISSLLPSLEA WKQHVTEAFQ FHF

Clone: 4A3-1D6

Isotype: IgG1

Cross-Reactivity: Human

Characteristics: Antibody Reactive Against Recombinant Protein.

Target Details

Target: PHGDH

Alternative Name: PHGDH ([PHGDH Products](#))

Background: Full Gene Name: phosphoglycerate dehydrogenase
Synonyms: 3-PGDH,3PGDH,MGC3017,PDG,PGAD,PGD,PGDH,SERA

Gene ID: 26227

Pathways: [Metabolism of Steroid Hormones and Vitamin D, Warburg Effect](#)

Application Details

Application Notes: Optimal working dilution should be determined by the investigator.

Restrictions: For Research Use only

Handling

Buffer: In 1x PBS, pH 7.4


Handling Advice: Aliquot to avoid repeated freezing and thawing.

Storage: -20 °C

Storage Comment: Store at -20°C or lower. Aliquot to avoid repeated freezing and thawing.

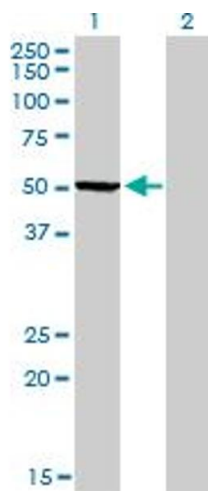
Publications

Product cited in: Pollari, Käkönen, Edgren, Wolf, Kohonen, Sara, Guise, Nees, Kallioniemi: "Enhanced serine production by bone metastatic breast cancer cells stimulates osteoclastogenesis." in: **Breast cancer research and treatment**, Vol. 125, Issue 2, pp. 421-30, (2010) ([PubMed](#)).



Western Blotting

Image 1. PHGDH monoclonal antibody (M01), clone 4A3-1D6. Western Blot analysis of PHGDH expression in A-431 .




Western Blotting

Image 2. Western Blot analysis of PHGDH expression in transfected 293T cell line by PHGDH monoclonal antibody (M01), clone 4A3-1D6.

Lane 1: PHGDH transfected lysate(56.7 KDa).

Lane 2: Non-transfected lysate.



Immunoprecipitation

Image 3. Immunoprecipitation of PHGDH transfected lysate using anti-PHGDH monoclonal antibody and Protein A Magnetic Bead , and immunoblotted with PHGDH MaxPab rabbit polyclonal antibody.

Please check the [product details page](#) for more images. Overall 10 images are available for ABIN565240.