

Datasheet for ABIN565359
anti-RBML2 antibody (AA 1-90)



[Go to Product page](#)

5 Images

Overview

Quantity:	100 µg
Target:	RBML2
Binding Specificity:	AA 1-90
Reactivity:	Human
Host:	Mouse
Clonality:	Monoclonal
Conjugate:	This RBML2 antibody is un-conjugated
Application:	Western Blotting (WB), ELISA, Immunofluorescence (IF), Immunohistochemistry (Paraffin-embedded Sections) (IHC (p))

Product Details

Purpose:	Mouse monoclonal antibody raised against a partial recombinant HNRNPG-T.
Immunogen:	HNRNPG-T (NP_055284, 1 a.a. ~ 90 a.a) partial recombinant protein with GST tag. MW of the GST tag alone is 26 KDa.
Sequence:	MVEADRPGLK FIGGLNLETG EKALEAEFGK YGRIVEVLLM KDRETNKSRG FAFVTFESPA DAKAAARDMN GKSLDGKAIK VAQATKPAFE
Clone:	6F11
Isotype:	IgG1
Cross-Reactivity:	Human
Characteristics:	Antibody Reactive Against Recombinant Protein.

Target Details

Target:	RBML2
Alternative Name:	RBML2 (RBML2 Products)
Background:	Full Gene Name: RNA binding motif protein, X-linked-like 2 Synonyms: HNRNPG-T,HNRNPGT,HNRPGT
Gene ID:	27288
NCBI Accession:	NM_014469

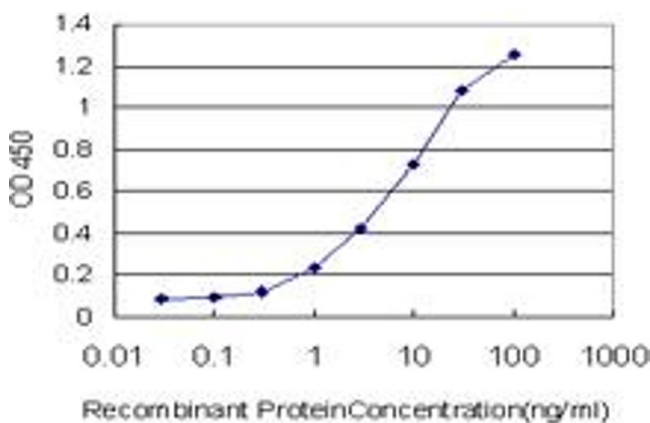
Application Details

Application Notes:	Optimal working dilution should be determined by the investigator.
Restrictions:	For Research Use only

Handling

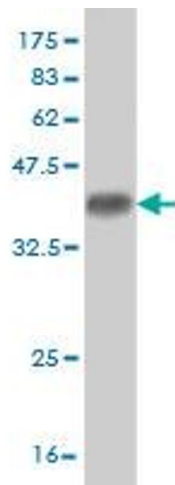
Buffer:	In 1x PBS, pH 7.4
Handling Advice:	Aliquot to avoid repeated freezing and thawing.
Storage:	-20 °C
Storage Comment:	Store at -20°C or lower. Aliquot to avoid repeated freezing and thawing.

Images



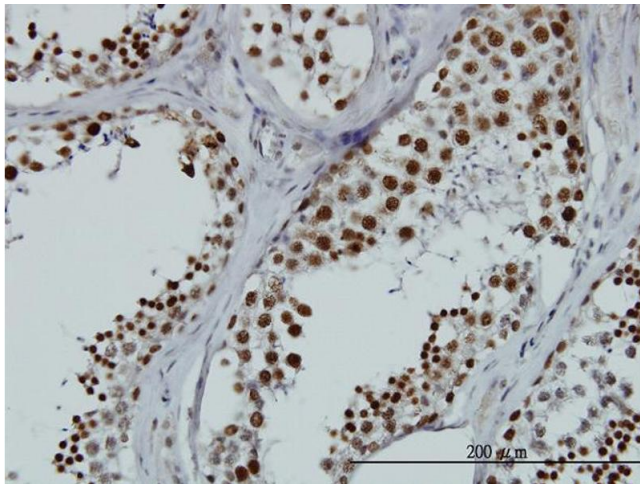
ELISA

Image 1. Detection limit for recombinant GST tagged HNRNPG-T is approximately 0.1ng/ml as a capture antibody.



Western Blotting

Image 2. Western Blot detection against Immunogen (35.64 KDa).



Immunostaining

Image 3. Immunoperoxidase of monoclonal antibody to HNRNPG-T on formalin-fixed paraffin-embedded human testis. [antibody concentration 3 ug/ml]

Please check the [product details page](#) for more images. Overall 5 images are available for ABIN565359.