



[Go to Product page](#)

Datasheet for ABIN565385
anti-HTRA2 antibody (AA 359-458)

4 Images

Overview

Quantity:	100 µg
Target:	HTRA2
Binding Specificity:	AA 359-458
Reactivity:	Human
Host:	Mouse
Clonality:	Monoclonal
Conjugate:	This HTRA2 antibody is un-conjugated
Application:	Western Blotting (WB), ELISA, Immunofluorescence (IF)

Product Details

Purpose:	Mouse monoclonal antibody raised against a partial recombinant HTRA2.
Immunogen:	HTRA2 (AAH00096, 359 a.a. ~ 458 a.a) partial recombinant protein with GST tag. MW of the GST tag alone is 26 KDa.
Sequence:	RRYIGVMMLT LSPSILAEELQ LREPSFPDVQ HGVLIIHKVIL GSPAHRAGLR PGDVILAIGE QMVQNAEDVY EAVRTQSQLA VQIRRGRETL TLYVTPEVTE
Clone:	4F10
Isotype:	IgG1
Cross-Reactivity:	Human
Characteristics:	Antibody Reactive Against Recombinant Protein.

Target Details

Target:	HTRA2
Alternative Name:	HTRA2 (HTRA2 Products)
Background:	Full Gene Name: HtrA serine peptidase 2 Synonyms: OMI,PARK13,PRSS25
Gene ID:	27429
Pathways:	Positive Regulation of Endopeptidase Activity

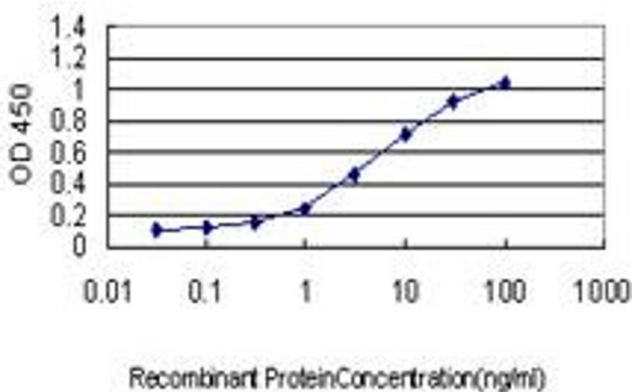
Application Details

Application Notes:	Optimal working dilution should be determined by the investigator.
Restrictions:	For Research Use only

Handling

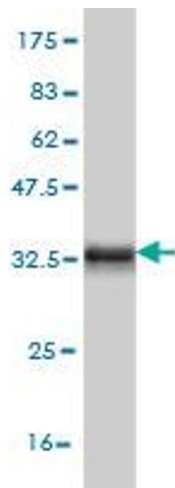
Buffer:	In 1x PBS, pH 7.4
Handling Advice:	Aliquot to avoid repeated freezing and thawing.
Storage:	-20 °C
Storage Comment:	Store at -20°C or lower. Aliquot to avoid repeated freezing and thawing.

Images



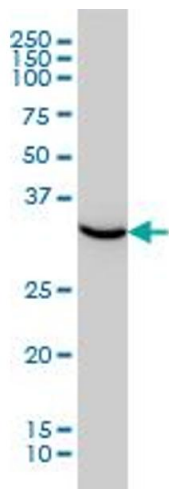
ELISA

Image 1. Detection limit for recombinant GST tagged HTRA2 is approximately 0.1ng/ml as a capture antibody.



Western Blotting

Image 2. Western Blot detection against Immunogen (36.63 KDa) .



Western Blotting

Image 3. HTRA2 monoclonal antibody (M02), clone 4F10 Western Blot analysis of HTRA2 expression in HeLa .

Please check the [product details page](#) for more images. Overall 4 images are available for ABIN565385.