



[Go to Product page](#)

Datasheet for ABIN565396

anti-TRIB2 antibody (AA 254-343)

6 Images

3 Publications

Overview

Quantity:	100 µg
Target:	TRIB2
Binding Specificity:	AA 254-343
Reactivity:	Human
Host:	Mouse
Clonality:	Monoclonal
Conjugate:	This TRIB2 antibody is un-conjugated
Application:	Western Blotting (WB), ELISA, Immunohistochemistry (Paraffin-embedded Sections) (IHC (p)), RNA Interference (RNAi)

Product Details

Purpose:	Mouse monoclonal antibody raised against a partial recombinant TRIB2.
Immunogen:	TRIB2 (NP_067675, 254 a.a. ~ 343 a.a) partial recombinant protein with GST tag. MW of the GST tag alone is 26 KDa.
Sequence:	FHDIEPSSLF SKIRRGQFNI PETLSPKAKC LIRSILRREP SERLTSQEIL DHPWFSTDFS VSNSAYGAKE VSDQLVPDVN MEENLDPFFN
Clone:	1B1
Isotype:	IgG2b
Cross-Reactivity:	Human
Characteristics:	Antibody Reactive Against Recombinant Protein.

Target Details

Target:	TRIB2
Alternative Name:	TRIB2 (TRIB2 Products)
Background:	Full Gene Name: tribbles homolog 2 (Drosophila) Synonyms: C5FW,GS3955,TRB2
Gene ID:	28951
NCBI Accession:	NM_021643

Application Details

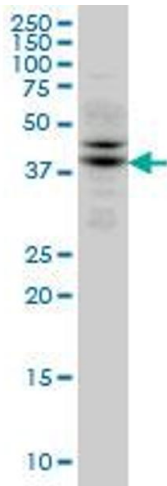
Application Notes:	Optimal working dilution should be determined by the investigator.
Restrictions:	For Research Use only

Handling

Buffer:	In 1x PBS, pH 7.4
Handling Advice:	Aliquot to avoid repeated freezing and thawing.
Storage:	-20 °C
Storage Comment:	Store at -20°C or lower. Aliquot to avoid repeated freezing and thawing.

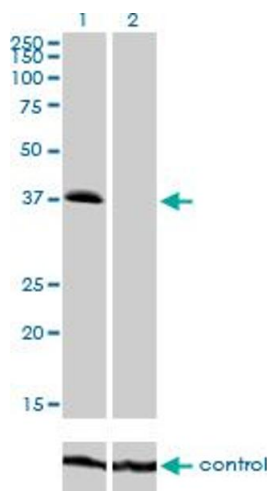
Publications

Product cited in:	<p>Xu, Tong, Huang, Zhang, Qiao, Weng, Liu, Wang, Sun: "TRIB2 inhibits Wnt/?-Catenin/TCF4 signaling through its associated ubiquitin E3 ligases, ?-TrCP, COP1 and Smurf1, in liver cancer cells." in: FEBS letters, Vol. 588, Issue 23, pp. 4334-41, (2014) (PubMed).</p> <p>Wang, Zhang, Weng, Qiao, Ma, Xiao, Yu, Pan, Sun et al.: "Impaired phosphorylation and ubiquitination by p70 S6 kinase (p70S6K) and Smad ubiquitination regulatory factor 1 (Smurf1) promote tribbles homolog 2 (TRIB2) stability and carcinogenic property in ..." in: The Journal of biological chemistry, Vol. 288, Issue 47, pp. 33667-81, (2013) (PubMed).</p> <p>Qiao, Zhang, Wang: "Ubiquitin E3 ligase SCF(?-TRCP) regulates TRIB2 stability in liver cancer cells." in: Biochemical and biophysical research communications, Vol. 441, Issue 3, pp. 555-9, (2013) (PubMed).</p>
-------------------	-------------------------------------------------------------------------------------------------------------------------------------------------------------------------------------------------------------------------------------------------------------------------------------------------------------------------------------------------------------------------------------------------------------------------------------------------------------------------------------------------------------------------------------------------------------------------------------------------------------------------------------------------------------------------------------------------------------------------------------------------------------------------------------------------------------------------------------------------------------------------------------------------------------------------------------------



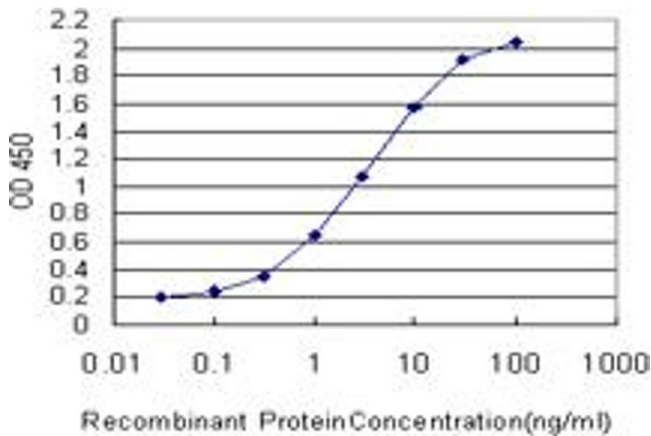
Western Blotting

Image 1. TRIB2 monoclonal antibody (M04), clone 1B1 Western Blot analysis of TRIB2 expression in Jurkat (ABIN1339540).



Western Blotting

Image 2. Western blot analysis of TRIB2 over-expressed 293 cell line, cotransfected with TRIB2 Validated Chimera RNAi (Lane 2) or non-transfected control (Lane 1). Blot probed with TRIB2 monoclonal antibody (M04), clone 1B1. GAPDH (36.1 kDa) used as specificity and loading control.



ELISA

Image 3. Detection limit for recombinant GST tagged TRIB2 is approximately 0.03ng/ml as a capture antibody.

Please check the [product details page](#) for more images. Overall 6 images are available for ABIN565396.