



[Go to Product page](#)

Datasheet for ABIN565478

anti-PIK3R4 antibody (AA 1259-1358)

5 Images

2 Publications

Overview

Quantity:	100 µg
Target:	PIK3R4
Binding Specificity:	AA 1259-1358
Reactivity:	Human
Host:	Mouse
Clonality:	Monoclonal
Conjugate:	This PIK3R4 antibody is un-conjugated
Application:	Western Blotting (WB), ELISA, Immunofluorescence (IF), Immunohistochemistry (Paraffin-embedded Sections) (IHC (p))

Product Details

Purpose:	Mouse monoclonal antibody raised against a partial recombinant PIK3R4.
Immunogen:	PIK3R4 (NP_055417, 1259 a.a. ~ 1358 a.a) partial recombinant protein with GST tag. MW of the GST tag alone is 26 KDa.
Sequence:	AGSDMKIRFW DLAYPERSYV VAGSTSSPSV SYRKIIEGT EVVQEIQNKQ KVGPSDDTPR RGPESLPVGH HDIITDVATF QTTQGFIVTA SRDGIVKVWK
Clone:	1B5
Isotype:	IgG2a
Cross-Reactivity:	Human
Characteristics:	Antibody Reactive Against Recombinant Protein.

Target Details

Target:	PIK3R4
Alternative Name:	PIK3R4 (PIK3R4 Products)
Background:	Full Gene Name: phosphoinositide-3-kinase, regulatory subunit 4 Synonyms: MGC102700,VPS15,p150
Gene ID:	30849
NCBI Accession:	NM_014602

Application Details

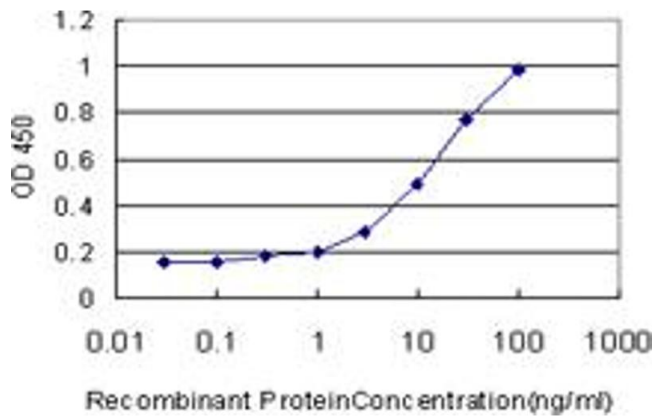
Application Notes:	Optimal working dilution should be determined by the investigator.
Restrictions:	For Research Use only

Handling

Buffer:	In 1x PBS, pH 7.4
Handling Advice:	Aliquot to avoid repeated freezing and thawing.
Storage:	-20 °C
Storage Comment:	Store at -20°C or lower. Aliquot to avoid repeated freezing and thawing.

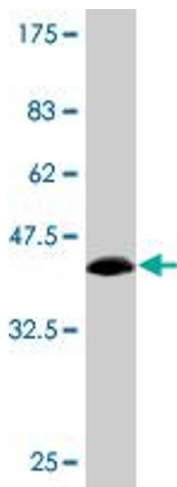
Publications

Product cited in:	<p>Hirsch, Shen, Dokmanovic, Yu, Mohan, Elzarrad, Wu: "Insulin activation of vacuolar protein sorting 34 mediates localized phosphatidylinositol 3-phosphate production at lamellipodia and activation of mTOR/S6K1." in: Cellular signalling, Vol. 26, Issue 6, pp. 1258-68, (2014) (PubMed).</p> <p>Devereaux, Dall'Armi, Alcazar-Roman, Ogasawara, Zhou, Wang, Yamamoto, De Camilli, Di Paolo: "Regulation of mammalian autophagy by class II and III PI 3-kinases through PI3P synthesis." in: PLoS ONE, Vol. 8, Issue 10, pp. e76405, (2013) (PubMed).</p>
-------------------	---



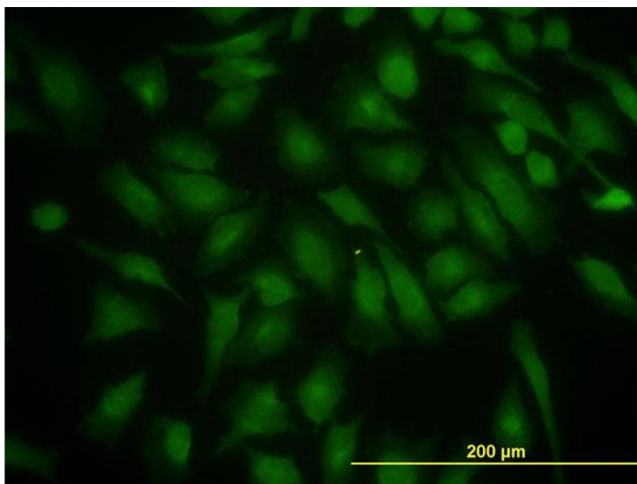
ELISA

Image 1. Detection limit for recombinant GST tagged PIK3R4 is approximately 0.3ng/ml as a capture antibody.



Western Blotting

Image 2. Western Blot detection against Immunogen (36.74 KDa) .



Immunofluorescence

Image 3. Immunofluorescence of monoclonal antibody to PIK3R4 on HeLa cell. [antibody concentration 10 ug/ml]

Please check the [product details page](#) for more images. Overall 5 images are available for ABIN565478.