

Datasheet for ABIN565626  
**anti-NOP16 antibody (AA 1-178)**



[Go to Product page](#)

5 Images

## Overview

Quantity:	100 µg
Target:	NOP16
Binding Specificity:	AA 1-178
Reactivity:	Human
Host:	Mouse
Clonality:	Monoclonal
Conjugate:	This NOP16 antibody is un-conjugated
Application:	Western Blotting (WB), ELISA, Immunofluorescence (IF), Immunohistochemistry (Paraffin-embedded Sections) (IHC (p))

## Product Details

Purpose:	Mouse monoclonal antibody raised against a full length recombinant HSPC111.
Immunogen:	HSPC111 (AAH40106, 1 a.a. ~ 178 a.a) full-length recombinant protein with GST tag. MW of the GST tag alone is 26 KDa.
Sequence:	MPKAKGKTRR QKFGYSVNRK RLNRNARRKA APRIECSHIR HAWDHAKSVR QNLAEMGLAV DPNRAVPLRK RKVKAMEVDI EERPKELVK PYVLNDLEAE ASLPEKKGNT LSRDLIDYVR YMVENHGEDY KAMARDEKNY YQDTPKQIRS KINVYKRFYP AEWQDFLDSL QKRKMEVE
Clone:	1G4
Isotype:	IgG1
Cross-Reactivity:	Human

## Product Details

Characteristics: Antibody Reactive Against Recombinant Protein.

## Target Details

Target: NOP16

Alternative Name: NOP16 (NOP16 Products)

Background: Full Gene Name: NOP16 nucleolar protein homolog (yeast)  
Synonyms: HSPC111,HSPC185

Gene ID: 51491

## Application Details

Application Notes: Optimal working dilution should be determined by the investigator.

Restrictions: For Research Use only

## Handling

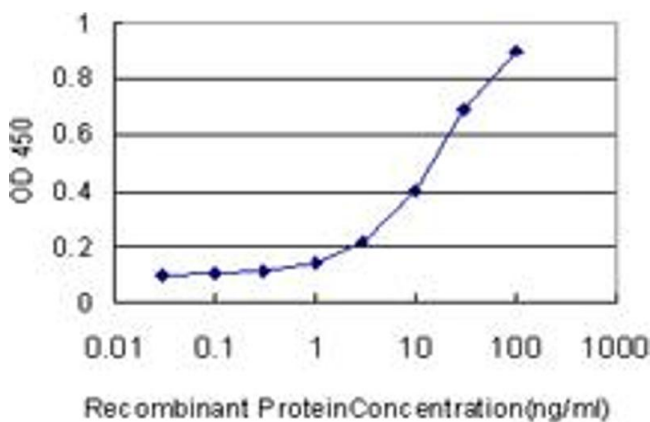
Buffer: In 1x PBS, pH 7.4

Handling Advice: Aliquot to avoid repeated freezing and thawing.

Storage: -20 °C

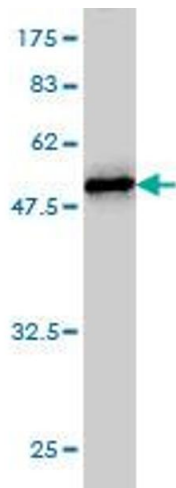
Storage Comment: Store at -20°C or lower. Aliquot to avoid repeated freezing and thawing.

## Images



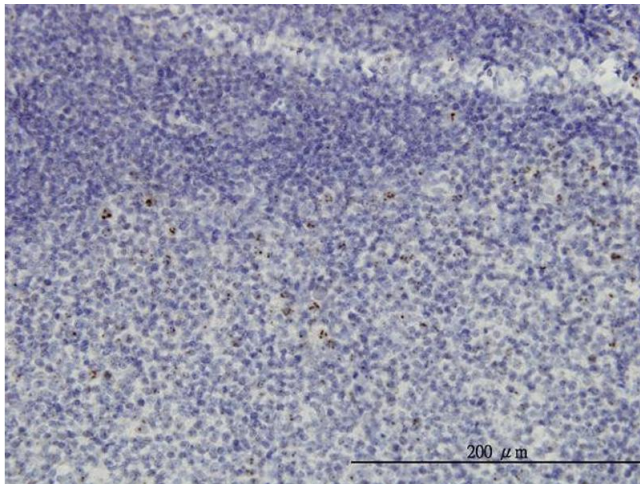
### ELISA

**Image 1.** Detection limit for recombinant GST tagged HSPC111 is approximately 1ng/ml as a capture antibody.



### Western Blotting

**Image 2.** Western Blot detection against Immunogen (45.32 KDa).



### Immunostaining

**Image 3.** Immunoperoxidase of monoclonal antibody to HSPC111 on formalin-fixed paraffin-embedded human tonsil. [antibody concentration 3 ug/ml]

Please check the [product details page](#) for more images. Overall 5 images are available for ABIN565626.