

Datasheet for ABIN565671
anti-CDK12 antibody (AA 1281-1380)[Go to Product page](#)

3 Images

Overview

Quantity:	100 µg
Target:	CDK12 (CRKRS)
Binding Specificity:	AA 1281-1380
Reactivity:	Human
Host:	Mouse
Clonality:	Monoclonal
Conjugate:	This CDK12 antibody is un-conjugated
Application:	ELISA, Western Blotting (WB), Immunofluorescence (IF)

Product Details

Purpose:	Mouse monoclonal antibody raised against a partial recombinant CRKRS.
Immunogen:	CRKRS (NP_057591, 1281 a.a. ~ 1380 a.a) partial recombinant protein with GST tag. MW of the GST tag alone is 26 KDa.
Sequence:	LVEGDLSSAP QELNPAVTAA LLQLLSQPEA EPPGHLPEEH QALRPMEYST RPRPNRTYGN TDGPETGFSA IDTDERNSGP ALTESLVQTL VKNRTFSGSL
Clone:	1H4
Isotype:	IgG1
Cross-Reactivity:	Human
Characteristics:	Antibody Reactive Against Recombinant Protein.

Target Details

Target:	CDK12 (CRKRS)
Alternative Name:	CRKRS (CRKRS Products)
Background:	Full Gene Name: Cdc2-related kinase, arginine/serine-rich Synonyms: CRK7,CRKR,KIAA0904
Gene ID:	51755
NCBI Accession:	NM_016507

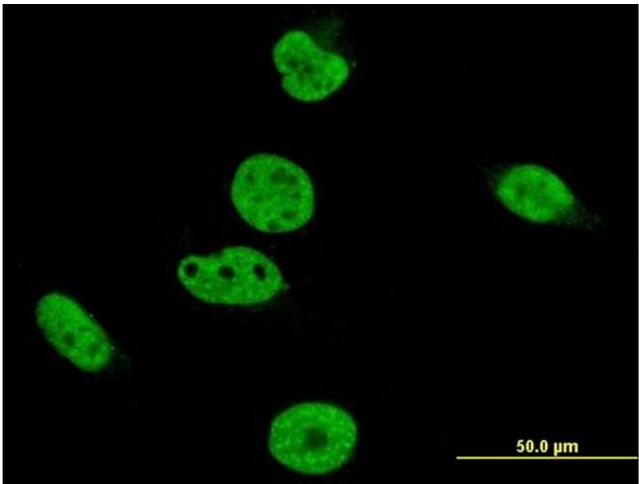
Application Details

Application Notes:	Optimal working dilution should be determined by the investigator.
Restrictions:	For Research Use only

Handling

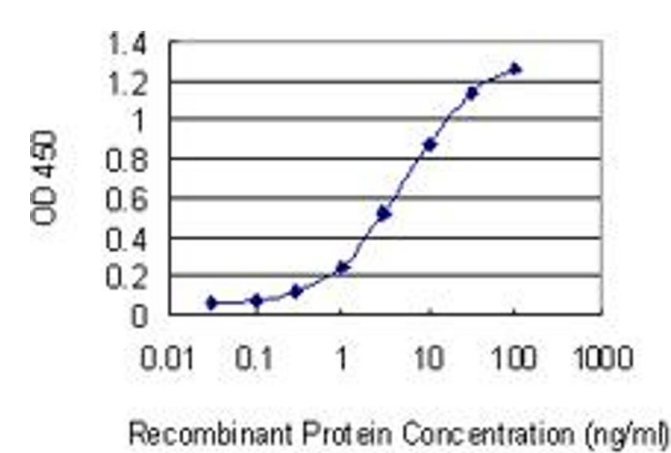
Buffer:	In 1x PBS, pH 7.4
Handling Advice:	Aliquot to avoid repeated freezing and thawing.
Storage:	-20 °C
Storage Comment:	Store at -20°C or lower. Aliquot to avoid repeated freezing and thawing.

Images



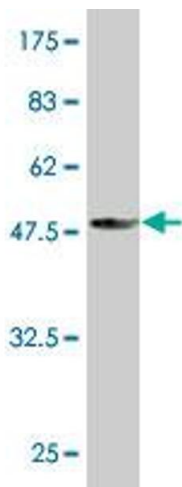
Immunofluorescence

Image 1. Immunofluorescence of monoclonal antibody to CRKRS on HeLa cell. [antibody concentration 10 ug/ml]



ELISA

Image 2. Detection limit for recombinant GST tagged CRKRS is 0.1 ng/ml as a capture antibody.



Western Blotting

Image 3. Western Blot detection against Immunogen (36.63 kDa) .