



Datasheet for ABIN565797
anti-ULK4 antibody (AA 1-580)



[Go to Product page](#)

3 Images

Overview

Quantity:	100 µg
Target:	ULK4 (ULK24)
Binding Specificity:	AA 1-580
Reactivity:	Human
Host:	Mouse
Clonality:	Monoclonal
Conjugate:	This ULK4 antibody is un-conjugated
Application:	Western Blotting (WB), ELISA

Product Details

Purpose:	Mouse monoclonal antibody raised against a full length recombinant ULK4.
Immunogen:	ULK4 (AAH14794, 1 a.a. ~ 580 a.a) full-length recombinant protein with GST tag. MW of the GST tag alone is 26 KDa.
Sequence:	MENFILYEEI GRGSKTVVYK GRRKGTINLV AILCTDKCKR PEITNWWRLT REIKHKNIIVT FHEWYETSNH LWLVVELCTG GSLKTVIAQD ENLPEDVVRE FGIDLISGLH HLHKLGLILFC DISPRKILLE GPGTLKFSNF CLAKVEGENL EEFALVAAE EGGDNGENV LKKSMSKSRVK GSPVYTAPEV VRGADFSISS DLWSLGCLLY EMFSGKPPFF SESISELTEK ILCEDPLPPI PKDSSRPKAS SDFINLLDGL LQRDPQKRLT WTRLLQHSFW KKAFAFAGADQE SSVEDLSLSR NTMECSGPQD SKELLQNSQS RQAKGHKSGQ PLGHSFRLEN PTEFRPKSTL EGQLNESMFL LSSRPTPTS TAVEVSPGED MTHCSPQKTS PLTKITSGHL SQQDLESQMR ELIYTDSDLV VTPIIDNPKI MKQPPVKFDA KILHLPTYSV DKLLFLKDQD WNDFLQQVCS QIDSTEKSMG ASRAKLNLLC YLCVVAGHQE VVTRLLHSPL FQLLIQHLRI APNWDIRAKV AHVIGLLASH

Product Details

TAELQENTPV VETTSSIGIG ILNCLVQHST PVPRQCLVYV

Clone: 4A10-1A7

Isotype: IgG1

Cross-Reactivity: Human

Characteristics: Antibody Reactive Against Recombinant Protein.

Target Details

Target: ULK4 (ULK24)

Alternative Name: ULK4 ([ULK24 Products](#))

Background: Full Gene Name: unc-51-like kinase 4 (C. elegans)
Synonyms: DKFZp434E1822,FAM7C1,FLJ20574,REC01035

Gene ID: 54986

Application Details

Application Notes: Optimal working dilution should be determined by the investigator.

Restrictions: For Research Use only


Handling

Buffer: In 1x PBS, pH 7.4

Handling Advice: Aliquot to avoid repeated freezing and thawing.

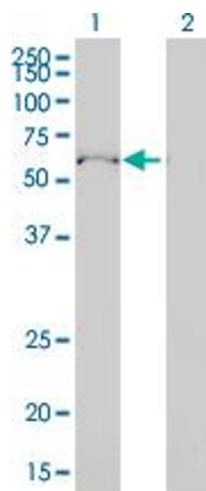
Storage: -20 °C

Storage Comment: Store at -20°C or lower. Aliquot to avoid repeated freezing and thawing.



Western Blotting

Image 1. Western Blot detection against Immunogen (89.54 KDa) .

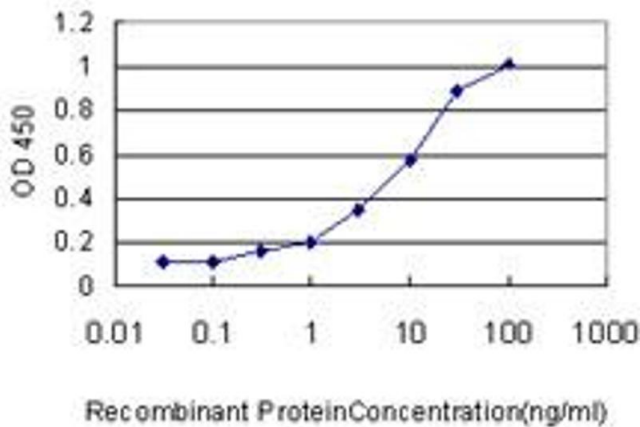


Western Blotting

Image 2. Western Blot analysis of ULK4 expression in transfected 293T cell line by ULK4 monoclonal antibody (M01), clone 4A10-1A7.

Lane 1: ULK4 transfected lysate(65 KDa).

Lane 2: Non-transfected lysate.



ELISA

Image 3. Detection limit for recombinant GST tagged ULK4 is approximately 0.3ng/ml as a capture antibody.