



[Go to Product page](#)

Datasheet for ABIN565923

anti-MBD5 antibody (AA 1-229)

4 Images

Overview

Quantity:	100 µg
Target:	MBD5
Binding Specificity:	AA 1-229
Reactivity:	Human
Host:	Mouse
Clonality:	Monoclonal
Conjugate:	This MBD5 antibody is un-conjugated
Application:	ELISA, Western Blotting (WB), Immunofluorescence (IF)

Product Details

Purpose:	Mouse monoclonal antibody raised against a full length recombinant MBD5.
Immunogen:	MBD5 (AAH14534.1, 1 a.a. ~ 229 a.a) full-length recombinant protein with GST tag. MW of the GST tag alone is 26 KDa.
Sequence:	MFPPTANMLL PTGEGQSGRA ALRDKLMSQQ KDALRKRKQP PTTVLSLLRQ SQMDSSAVPK PGPDLLRKQG QGSFPISSMS QLLQSMSCQS SHLSSNSTPG CGASNTALPC SANQLHFTDP SMNSSVLQNI PLRGEAVHCH NANTNFVHSN SPVPNHHLA LINQIQASGN CGMLSQSGMA LGNSLHPNPP QSRISTSSTP VIPNSIVSSY NQTSSEAGMV LLEKSTQRY
Clone:	4A12-1B6
Isotype:	IgG1
Cross-Reactivity:	Human

Product Details

Characteristics: Antibody Reactive Against Recombinant Protein.

Target Details

Target: MBD5

Alternative Name: MBD5 ([MBD5 Products](#))

Background: Full Gene Name: methyl-CpG binding domain protein 5
Synonyms: FLJ111113,FLJ30517,KIAA1461,MRD1

Gene ID: 55777

Pathways: [Chromatin Binding](#)

Application Details

Application Notes: Optimal working dilution should be determined by the investigator.

Restrictions: For Research Use only

Handling

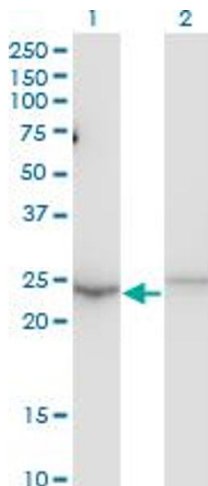
Buffer: In 1x PBS, pH 7.4

Handling Advice: Aliquot to avoid repeated freezing and thawing.

Storage: -20 °C

Storage Comment: Store at -20°C or lower. Aliquot to avoid repeated freezing and thawing.

Images

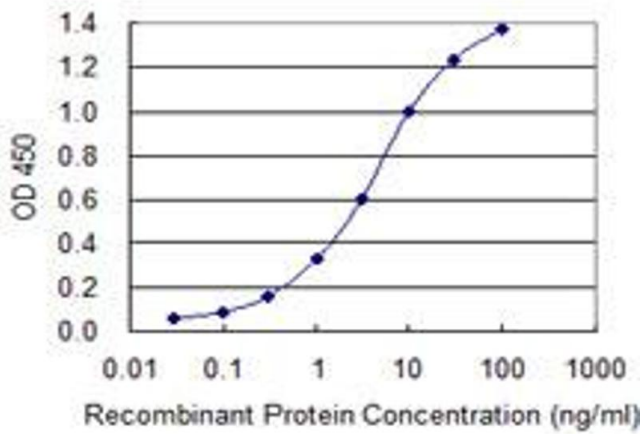


Western Blotting

Image 1. Western Blot analysis of MBD5 expression in transfected 293T cell line by MBD5 monoclonal antibody (M01), clone 4A12-1B6.

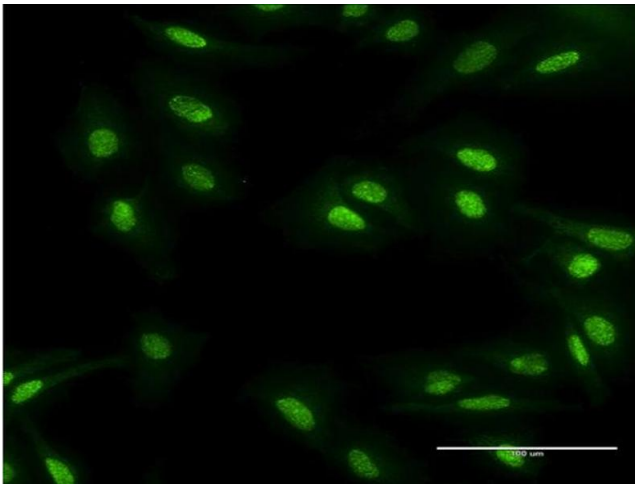
Lane 1: MBD5 transfected lysate(24.3 KDa).

Lane 2: Non-transfected lysate.



ELISA

Image 2. Detection limit for recombinant GST tagged MBD5 is 0.03 ng/ml as a capture antibody.



Immunofluorescence

Image 3. Immunofluorescence of monoclonal antibody to MBD5 on HeLa cell. [antibody concentration 10 ug/ml]

Please check the [product details page](#) for more images. Overall 4 images are available for ABIN565923.