



Datasheet for ABIN565931
anti-CAND1 antibody (AA 1-100)



[Go to Product page](#)

5 Images

Overview

Quantity:	50 µL
Target:	CAND1
Binding Specificity:	AA 1-100
Reactivity:	Human
Host:	Mouse
Clonality:	Polyclonal
Conjugate:	This CAND1 antibody is un-conjugated
Application:	Western Blotting (WB), ELISA

Product Details

Purpose:	Mouse polyclonal antibody raised against a partial recombinant CAND1.
Immunogen:	CAND1 (NP_060918, 1 a.a. ~ 100 a.a) partial recombinant protein with GST tag.
Sequence:	MASASYHISN LLEKMTSSDK DFRFMATNDL MTELQKDSIK LDDDSERKVV KMILKLLLEDK NGEVQNLAVK CLGPLVSKVK EYQVETIVDT LCTNMLSDKE
Cross-Reactivity:	Human, Mouse, Rat
Characteristics:	Antibody Reactive Against Recombinant Protein.

Target Details

Target:	CAND1
Alternative Name:	CAND1 (CAND1 Products)

Target Details

Background:	Full Gene Name: cullin-associated and neddylation-dissociated 1 Synonyms: DKFZp434M1414,FLJ10114,FLJ10929,FLJ38691,FLJ90441,KIAA0829,TIP120,TIP120A
Gene ID:	55832
NCBI Accession:	NM_018448
Pathways:	Regulation of Actin Filament Polymerization


Application Details

Application Notes:	Optimal working dilution should be determined by the investigator.
Restrictions:	For Research Use only

Handling


Format:	Liquid
Buffer:	50 % glycerol
Handling Advice:	Aliquot to avoid repeated freezing and thawing.
Storage:	-20 °C
Storage Comment:	Store at -20°C or lower. Aliquot to avoid repeated freezing and thawing.

Images




Western Blotting

Image 1. CAND1 polyclonal antibody (A01), Lot # 051005JC01 Western Blot analysis of CAND1 expression in Jurkat .



Western Blotting

Image 2. CAND1 polyclonal antibody (A01), Lot # 051005JC01. Western Blot analysis of CAND1 expression in NIH/3T3.



Western Blotting

Image 3. CAND1 polyclonal antibody (A01), Lot # 051005JC01. Western Blot analysis of CAND1 expression in PC-12.

Please check the [product details page](#) for more images. Overall 5 images are available for ABIN565931.