



[Go to Product page](#)

Datasheet for ABIN566111
anti-GATAD2B antibody (AA 3-110)

3 Images

Overview

Quantity:	50 µL
Target:	GATAD2B
Binding Specificity:	AA 3-110
Reactivity:	Human
Host:	Mouse
Clonality:	Polyclonal
Conjugate:	This GATAD2B antibody is un-conjugated
Application:	Western Blotting (WB), ELISA

Product Details

Purpose:	Mouse polyclonal antibody raised against a partial recombinant GATAD2B.
Immunogen:	GATAD2B (NP_065750, 3 a.a. ~ 110 a.a) partial recombinant protein with GST tag.
Sequence:	RMTEDALRLN LLKRSLDPAD ERDDVLAKRL KMEGHEAMER LKMLALLKRK DLANLEVPHE LPTKQDGSVG KGYEEKLNGN LRPHGDNRTA GRPGKENIND EPVDM SAR
Cross-Reactivity:	Human, Mouse
Characteristics:	Antibody Reactive Against Recombinant Protein.

Target Details

Target:	GATAD2B
Alternative Name:	GATAD2B (GATAD2B Products)

Target Details

Background:	Full Gene Name: GATA zinc finger domain containing 2B Synonyms: FLJ37346,KIAA1150,MGC138257,MGC138285,P66beta,RP11-216N14.6
Gene ID:	57459
NCBI Accession:	NM_020699

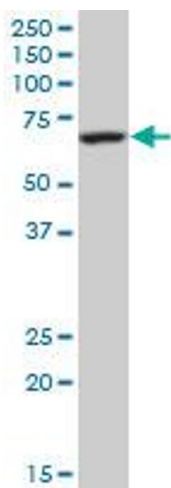
Application Details

Application Notes:	Optimal working dilution should be determined by the investigator.
Restrictions:	For Research Use only

Handling


Format:	Liquid
Buffer:	50 % glycerol
Handling Advice:	Aliquot to avoid repeated freezing and thawing.
Storage:	-20 °C
Storage Comment:	Store at -20°C or lower. Aliquot to avoid repeated freezing and thawing.

Images



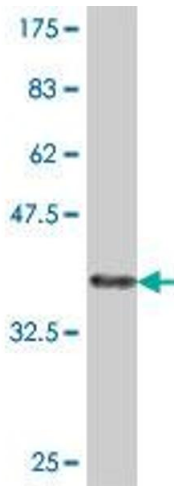
Western Blotting

Image 1. GATAD2B polyclonal antibody (A01), Lot # 051114JC01 Western Blot analysis of GATAD2B expression in HeLa S3 NE .



Western Blotting

Image 2. GATAD2B polyclonal antibody (A01), Lot # 051114JC01. Western Blot analysis of GATAD2B expression in NIH/3T3.



Western Blotting

Image 3. Western Blot detection against Immunogen (37.99 kDa).