



[Go to Product page](#)

Datasheet for ABIN566124

anti-XPO5 antibody (AA 1-280)

6 Images

2 Publications

Overview

Quantity:	50 µg
Target:	XPO5
Binding Specificity:	AA 1-280
Reactivity:	Human
Host:	Mouse
Clonality:	Monoclonal
Conjugate:	This XPO5 antibody is un-conjugated
Application:	Western Blotting (WB), ELISA, Immunoprecipitation (IP), Immunofluorescence (IF)

Product Details

Purpose:	Mouse monoclonal antibody raised against a full length recombinant XPO5.
Immunogen:	XPO5 (AAH00129, 1 a.a. ~ 280 a.a) full-length recombinant protein with GST tag. MW of the GST tag alone is 26 KDa.
Sequence:	MRLSQKWQVI NQRSLLCGED EAADENPESQ EMLEEQLV RM LTREVM DLIT VCCVSKKGAD HSSAPPADGD DEEMMATEVT PSAMAELTDL GKCLMKHEDV CTALLITAFN SLAWKDTLSC QRTTSQLCWP LLKQVLSGTL LADAVTWLFT SVLKGLQMHG QHDGCMASLV HLA FQIYEAL RPRYLEIRAV MEQIPEIQKD SLDQFDCKLL NPSLQKVADK RRKDQFKRLI AGCIGKPLGE QFRKEVHIKN LPSLFKKT KP MLETEVLDND GGGLATIFEP
Clone:	2C5-1B3
Isotype:	IgG1
Cross-Reactivity:	Human

Product Details

Characteristics: Antibody Reactive Against Recombinant Protein.

Target Details

Target: XP05

Alternative Name: XP05 ([XP05 Products](#))

Background: Full Gene Name: exportin 5
Synonyms: FLJ14239,FLJ32057,FLJ45606,KIAA1291

Gene ID: 57510

Pathways: [Regulatory RNA Pathways](#), [Protein targeting to Nucleus](#)

Application Details

Application Notes: Optimal working dilution should be determined by the investigator.

Restrictions: For Research Use only

Handling

Buffer: In 1x PBS, pH 7.4

Handling Advice: Aliquot to avoid repeated freezing and thawing.


Storage: -20 °C

Storage Comment: Store at -20°C or lower. Aliquot to avoid repeated freezing and thawing.

Publications

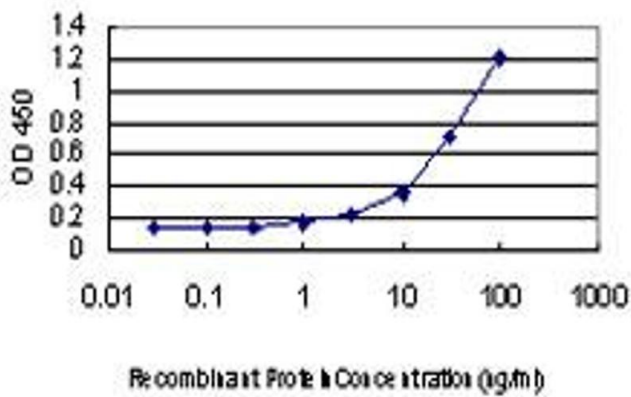
Product cited in: Surova, Akbar, Zhivotovsky: "Knock-down of core proteins regulating microRNA biogenesis has no effect on sensitivity of lung cancer cells to ionizing radiation." in: **PLoS ONE**, Vol. 7, Issue 3, pp. e33134, (2012) ([PubMed](#)).

Luers, Loudig, Berman: "MicroRNAs are expressed and processed by human primary macrophages." in: **Cellular immunology**, Vol. 263, Issue 1, pp. 1-8, (2010) ([PubMed](#)).




Western Blotting

Image 1. XPO5 monoclonal antibody (M01), clone 2C5-1B3 Western Blot analysis of XPO5 expression in HeLa S3 NE .



ELISA

Image 2. Detection limit for recombinant GST tagged XPO5 is approximately 1ng/ml as a capture antibody.



Immunoprecipitation

Image 3. Immunoprecipitation of XPO5 transfected lysate using anti-XPO5 monoclonal antibody and Protein A Magnetic Bead , and immunoblotted with XPO5 MaxPab rabbit polyclonal antibody.

Please check the [product details page](#) for more images. Overall 6 images are available for ABIN566124.