Datasheet for ABIN566172

anti-CCAR2 antibody (AA 5-365)

3 Images

Go to Product page

Overview

Quantity:	100 µg
Target:	CCAR2
Binding Specificity:	AA 5-365
Reactivity:	Human
Host:	Mouse
Clonality:	Monoclonal
Conjugate:	This CCAR2 antibody is un-conjugated
Application:	Western Blotting (WB), ELISA, Immunofluorescence (IF)

Product Details

Purpose:	Mouse monoclonal antibody raised against a full length recombinant KIAA1967.
Immunogen:	KIAA1967 (AAH18269, 5 a.a. ~ 365 a.a) full-length recombinant protein with GST tag. MW of the GST tag alone is 26 KDa.
Sequence:	LPEKVVSPPE PEKEEAAKEE ATKEEEAIKE EVVKEPKDEA QNEGPATESE APLKEDGLLP KPLSSGGEEE EKPRGEASED LCEMALDPEL LLLRDDGEEE FAGAKLEDSE VRSVASNQSE MEFSSLQDMP KELDPSAVLP LDCLLAFVFF DANWCGYLHR RDLERILLTL GIRLSAEQAK QLVSRVVTQN ICQYRSLQYS RQEGLDGGLP EEVLFGNLDL LPPPGKSTKP GAAPTEHKAL VSHNGSLINV GSLLQRAEQQ DSGRLYLENK IHTLELKLEE SHNRFSATEV TNKTLAAEMQ ELRVRLAEAE ETARTAERQK SQLQRLLQEL RRRLTPLQLE IQRVVEKADS WVEKEEPAPS N
Clone:	4E6
Isotype:	IgG1

 Copyright antibodies-online. All rights reserved.

Product Details

Cross-Reactivity:	Human
Characteristics:	Antibody Reactive Against Recombinant Protein.

Target Details

Target:	CCAR2
Alternative Name:	KIAA1967 (CCAR2 Products)
Background:	Full Gene Name: KIAA1967 Synonyms: DBC-1,DBC1
Gene ID:	57805

Application Details

Application Notes:	Optimal working dilution should be determined by the investigator.
Restrictions:	For Research Use only

Handling

Buffer:	In 1x PBS, pH 7.4
Handling Advice:	Aliquot to avoid repeated freezing and thawing.
Storage:	-20 °C
Storage Comment:	Store at -20°C or lower. Aliquot to avoid repeated freezing and thawing.

Images



Western Blotting

Image 1. Western Blot detection against Immunogen (65.45 KDa) .

Copyright antibodies-online. All rights reserved.

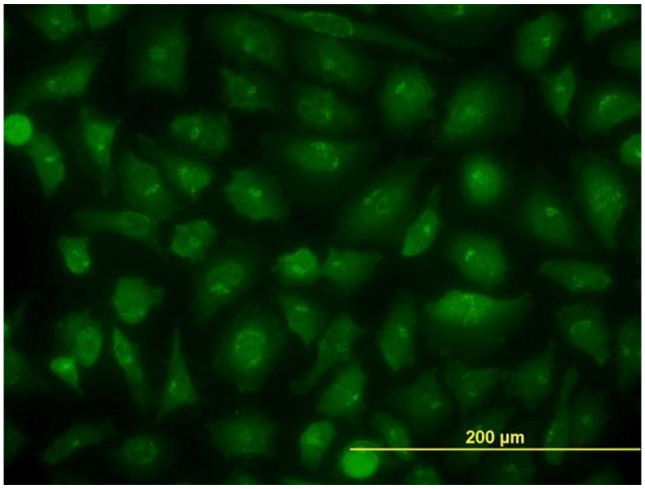

Immunofluorescence

Image 2. Immunofluorescence of monoclonal antibody to KIAA1967 on HeLa cell. [antibody concentration 10 ug/ml]



Western Blotting

Image 3. KIAA1967 monoclonal antibody (M04), clone 4E6 Western Blot analysis of KIAA1967 expression in A-549 .

 Copyright antibodies-online. All rights reserved.