

Datasheet for ABIN566265
anti-DNAI2 antibody (AA 1-593)



[Go to Product page](#)

5 Images

6 Publications

Overview

Quantity:	100 µg
Target:	DNAI2
Binding Specificity:	AA 1-593
Reactivity:	Human
Host:	Mouse
Clonality:	Monoclonal
Conjugate:	This DNAI2 antibody is un-conjugated
Application:	Western Blotting (WB), ELISA, Immunofluorescence (IF)

Product Details

Purpose:	Mouse monoclonal antibody raised against a full length recombinant DNAI2.
Immunogen:	DNAI2 (AAH39582, 1 a.a. ~ 593 a.a) full-length recombinant protein with GST tag. MW of the GST tag alone is 26 KDa.
Sequence:	MEIVYVYVKK RSEFGKQCNF SDRQAELNID IMPNPELAEQ FVERNPDVTG IQCSISMSEH EANSERFEME TRGVNHVEGG WPKDVNPLEL EQTIRFRKKV EKDENYVNAI MQLGSIMEHC IKQNNADIY EEFNDEEAM EVMEEDPSAK TINVFRDPQE IKRAATHLSW HPDGNRKLAV AYSCLDFQRA PVGMSSDSYI WDLNPNKPE LALKPSSPLV TLEFNPKDSH VLLGGCYNGQ IACWDTRKGS LVAELSTIES SHRDPVYGTI WLQSKTGTEC FSASTDGQVM WWDIRKMSEP TEVVILDITK KEQLENALGA ISLEFESTLP TKFMVGTEQG IVISCNRKAK TSAEKIVCTF PGHHGPIYAL QRNPFYPKNF LTVGDWTARI WSEDSRESSI MWTKYHMAYL TDAAWSPVRP TVFFTTTRMDG TLDIWDFMFE QCDPTLSLKD NGCLIACGSQ LGTTTTLEVS PGLSTLQRNE KNVASSMFER ETRREKILEA RHREMLRKEK GKAEGRDEEQ TDEELAVDLE ALVSKAEFEF

Product Details

FDIIFTELKK KEADAIKLTP VPQQPSPEED QVVEEGEEAA GEEGDVEEVEE DLA

Clone: 1C8

Isotype: IgG2a

Cross-Reactivity: Human

Characteristics: Antibody Reactive Against Recombinant Protein.

Target Details

Target: DNAI2

Alternative Name: DNAI2 ([DNAI2 Products](#))

Background: Full Gene Name: dynein, axonemal, intermediate chain 2
Synonyms: CILD9

Gene ID: 64446

Application Details

Application Notes: Optimal working dilution should be determined by the investigator.

Restrictions: For Research Use only

Handling

Buffer: In 1x PBS, pH 7.4

Handling Advice: Aliquot to avoid repeated freezing and thawing.

Storage: -20 °C

Storage Comment: Store at -20°C or lower. Aliquot to avoid repeated freezing and thawing.

Publications

Product cited in: Ben Khelifa, Coutton, Zouari, Karaouzène, Rendu, Bidart, Yassine, Pierre, Delaroche, Hennebicq, Grunwald, Escalier, Pernet-Gallay, Jouk, Thierry-Mieg, Touré, Arnoult, Ray: "Mutations in DNAH1, which encodes an inner arm heavy chain dynein, lead to male infertility from multiple morphological abnormalities of the sperm flagella." in: **American journal of human genetics**, Vol. 94, Issue 1, pp. 95-104, (2014) ([PubMed](#)).

Dong, Shinohara, Botilde, Nabeshima, Asai, Fukumoto, Hasegawa, Matsuo, Takeda, Shiratori, Nakamura, Hamada: "Pih1d3 is required for cytoplasmic preassembly of axonemal dynein in mouse sperm." in: **The Journal of cell biology**, Vol. 204, Issue 2, pp. 203-13, (2014) ([PubMed](#)).


Diggle, Moore, Mali, zur Lage, Ait-Lounis, Schmidts, Shoemark, Garcia Munoz, Halachev, Gautier, Yeyati, Bonthron, Carr, Hayward, Markham, Hope, von Kriegsheim, Mitchison, Jackson, Durand, Reith et al.: "HEATR2 plays a conserved role in assembly of the ciliary motile apparatus. ..." in: **PLoS genetics**, Vol. 10, Issue 9, pp. e1004577, (2014) ([PubMed](#)).

Tarkar, Loges, Slagle, Francis, Dougherty, Tamayo, Shook, Cantino, Schwartz, Jahnke, Olbrich, Werner, Raidt, Pennekamp, Abouhamed, Hjeij, Köhler, Griese, Li, Lemke, Klana, Liu, Gabriel, Tobita et al.: "DYX1C1 is required for axonemal dynein assembly and ciliary motility. ..." in: **Nature genetics**, Vol. 45, Issue 9, pp. 995-1003, (2013) ([PubMed](#)).

Loges, Olbrich, Fenske, Mussaffi, Horvath, Fliegau, Kuhl, Baktai, Peterffy, Chodhari, Chung, Rutman, OCallaghan, Blau, Tizslavicz, Voelkel, Witt, Zietkiewicz, Neesen, Reinhardt, Mitchison, Omran: "DNAI2 mutations cause primary ciliary dyskinesia with defects in the outer dynein arm." in: **American journal of human genetics**, Vol. 83, Issue 5, pp. 547-58, (2008) ([PubMed](#)).


There are more publications referencing this product on: [Product page](#)

Images



Western Blotting

Image 1. DNAI2 monoclonal antibody (M01), clone 1C8
Western Blot analysis of DNAI2 expression in A-431 .

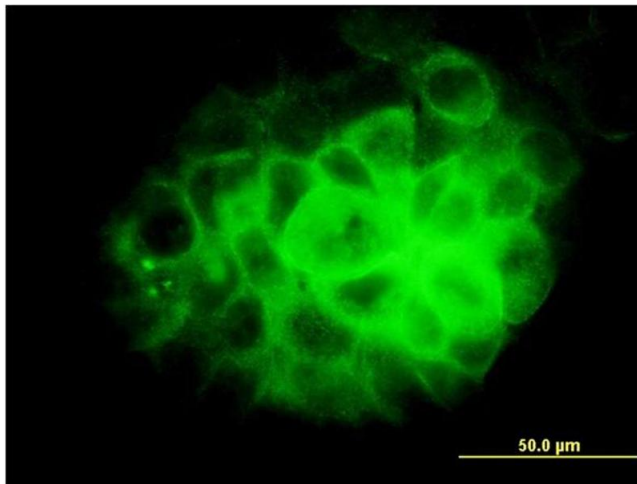


Western Blotting

Image 2. Western Blot analysis of DNAI2 expression in transfected 293T cell line by DNAI2 monoclonal antibody (M01), clone 1C8.

Lane 1: DNAI2 transfected lysate(67 KDa).

Lane 2: Non-transfected lysate.



Immunofluorescence

Image 3. Immunofluorescence of monoclonal antibody to DNAI2 on A-431 cell. [antibody concentration 10 ug/ml]

Please check the [product details page](#) for more images. Overall 5 images are available for ABIN566265.