

Datasheet for ABIN566300
anti-MARCKSL1 antibody (AA 107-195)



[Go to Product page](#)

4 Images

Overview

Quantity:	100 µg
Target:	MARCKSL1
Binding Specificity:	AA 107-195
Reactivity:	Human
Host:	Mouse
Clonality:	Monoclonal
Conjugate:	This MARCKSL1 antibody is un-conjugated
Application:	Western Blotting (WB), ELISA, Immunohistochemistry (Paraffin-embedded Sections) (IHC (p))

Product Details

Purpose:	Mouse monoclonal antibody raised against a partial recombinant MARCKSL1.
Immunogen:	MARCKSL1 (NP_075385, 107 a.a. ~ 195 a.a) partial recombinant protein with GST tag. MW of the GST tag alone is 26 KDa.
Sequence:	RNRKEGGGDS SASSPTEEEQ EQGEIGACSD EGTAQEGKAA ATPESQEPQA KGAEASAASE EEAGPQATEP STPSGPESGP TPASAEQNE
Clone:	8C8
Isotype:	IgG2b
Cross-Reactivity:	Human
Characteristics:	Antibody Reactive Against Recombinant Protein.

Target Details

Target:	MARCKSL1
Alternative Name:	MARCKSL1 (MARCKSL1 Products)
Background:	Full Gene Name: MARCKS-like 1 Synonyms: F52,MACMARCKS,MLP,MLP1,MRP
Gene ID:	65108
NCBI Accession:	NM_023009

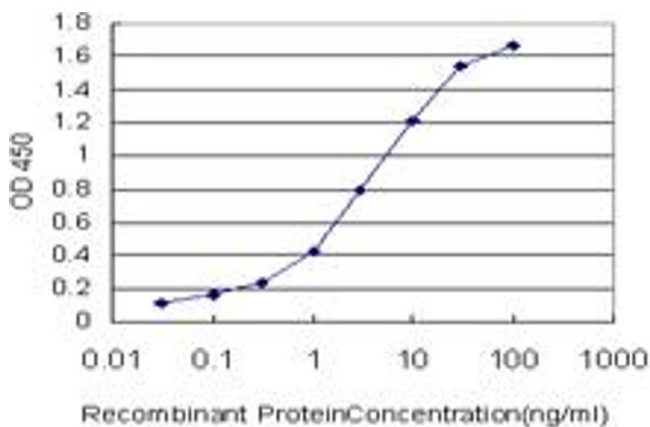
Application Details

Application Notes:	Optimal working dilution should be determined by the investigator.
Restrictions:	For Research Use only

Handling

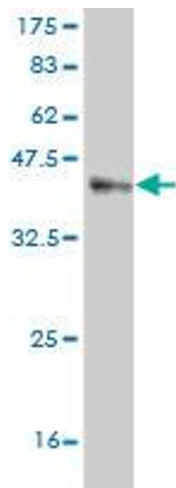
Buffer:	In 1x PBS, pH 7.4
Handling Advice:	Aliquot to avoid repeated freezing and thawing.
Storage:	-20 °C
Storage Comment:	Store at -20°C or lower. Aliquot to avoid repeated freezing and thawing.

Images



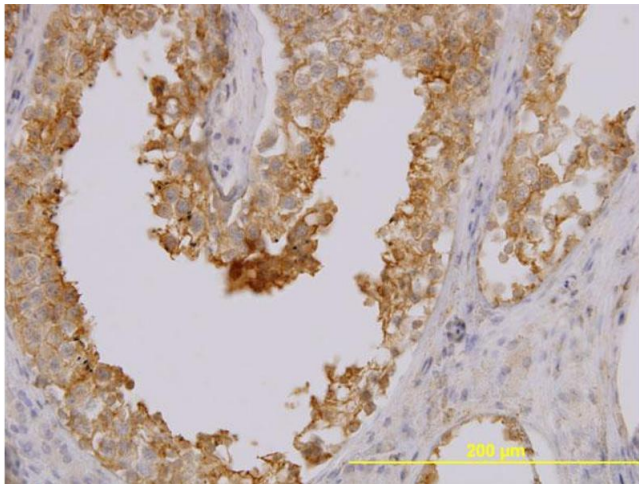
ELISA

Image 1. Detection limit for recombinant GST tagged MARCKSL1 is approximately 0.1ng/ml as a capture antibody.



Western Blotting

Image 2. Western Blot detection against Immunogen (35.53 KDa).



Immunostaining

Image 3. Immunoperoxidase of monoclonal antibody to MARCKSL1 on formalin-fixed paraffin-embedded human testis. [antibody concentration 3 ug/ml]

Please check the [product details page](#) for more images. Overall 4 images are available for ABIN566300.