Datasheet for ABIN566305

anti-PYCRL antibody (AA 32-131)

6 Images | 1 Publication

Go to Product page

Overview

Quantity:	100 µg
Target:	PYCRL
Binding Specificity:	AA 32-131
Reactivity:	Human
Host:	Mouse
Clonality:	Monoclonal
Conjugate:	This PYCRL antibody is un-conjugated
Application:	Western Blotting (WB), Immunofluorescence (IF), ELISA, Immunoprecipitation (IP)

Product Details

Purpose:	Mouse monoclonal antibody raised against a partial recombinant PYCRL.
Immunogen:	PYCRL (NP_075566, 32 a.a. ~ 131 a.a) partial recombinant protein with GST tag. MW of the GST tag alone is 26 KDa.
Sequence:	KVEAQHILAS APTDRNLCHF QALGCRTTHS NQEVLQSCLL VIFATKPHVL PAVLAEVAPV VTTEHILVSV AAGVSLSTLE ELLPPNTRVL RVLPNLPCVV
Clone:	4F11
Isotype:	IgG2a
Cross-Reactivity:	Human
Characteristics:	Antibody Reactive Against Recombinant Protein.

Copyright antibodies-online. All rights reserved.

Target Details

Target:	PYCRL
Alternative Name:	PYCRL (PYCRL Products)
Background:	Full Gene Name: pyrroline-5-carboxylate reductase-like Synonyms: FLJ13852
Gene ID:	65263
NCBI Accession:	NM_023078

Application Details

Application Notes:	Optimal working dilution should be determined by the investigator.
Restrictions:	For Research Use only

Handling

Buffer:	In 1x PBS, pH 7.4
Handling Advice:	Aliquot to avoid repeated freezing and thawing.
Storage:	-20 °C
Storage Comment:	Store at -20°C or lower. Aliquot to avoid repeated freezing and thawing.

Publications

Product cited in:	De Ingeniis, Ratnikov, Richardson, Scott, Aza-Blanc, De, Kazanov, Pellecchia, Ronai, Osterman, Smith: "Functional specialization in proline biosynthesis of melanoma." in: **PLoS ONE**, Vol. 7, Issue 9, pp. e45190, (2012) (PubMed).

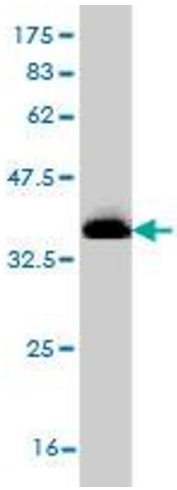

Western Blotting

Image 1. Western Blot detection against Immunogen (36.74 KDa) .

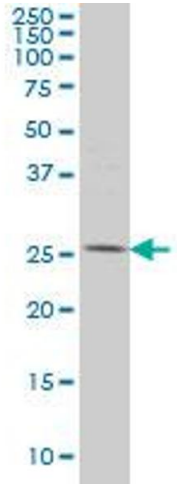

Western Blotting

Image 2. PYCRL monoclonal antibody (M01), clone 4F11 Western Blot analysis of PYCRL expression in HeLa .

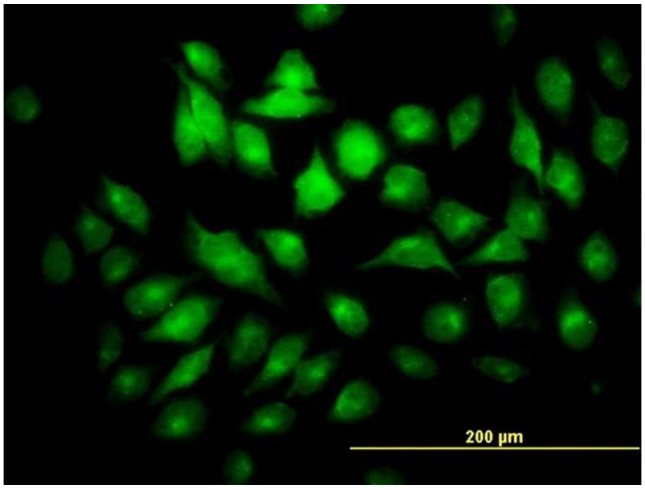

Immunofluorescence

Image 3. Immunofluorescence of monoclonal antibody to PYCRL on HeLa cell. [antibody concentration 10 ug/ml]

Please check the product details page for more images. Overall 6 images are available for ABIN566305.

Copyright antibodies-online. All rights reserved.