



[Go to Product page](#)

Datasheet for ABIN566560  
**anti-VPS25 antibody (AA 1-176)**

4 Images

Overview

Quantity:	100 µg
Target:	VPS25
Binding Specificity:	AA 1-176
Reactivity:	Human
Host:	Mouse
Clonality:	Monoclonal
Conjugate:	This VPS25 antibody is un-conjugated
Application:	Western Blotting (WB), ELISA, Immunofluorescence (IF)

Product Details

Purpose:	Mouse monoclonal antibody raised against a full length recombinant MGC10540.
Immunogen:	MGC10540 (AAH06282, 1 a.a. ~ 176 a.a) full-length recombinant protein with GST tag. MW of the GST tag alone is 26 KDa.
Sequence:	MAMSFEPWPQ YRFPFFTLQ PNVDRQKQL AAWCSLVLSF CRLHKQSSMT VMEAQESPLF NNVKLQRKLP VESIQIVLEE LRKKGNLEWL DKSKSSFLIM WRRPEEWGKL IYQWVSRSGQ NNSVFTLYEL TNGEDTEDEE FHGLDEATLL RALQALQEH KAEITVSDG RGVKFF
Clone:	2E5-2B9
Isotype:	IgG1
Cross-Reactivity:	Human
Characteristics:	Antibody Reactive Against Recombinant Protein.

## Target Details

Target:	VPS25
Alternative Name:	VPS25 ( <a href="#">VPS25 Products</a> )
Background:	Full Gene Name: vacuolar protein sorting 25 homolog (S. cerevisiae) Synonyms: DERP9,EAP20,FAP20,MGC10540
Gene ID:	84313

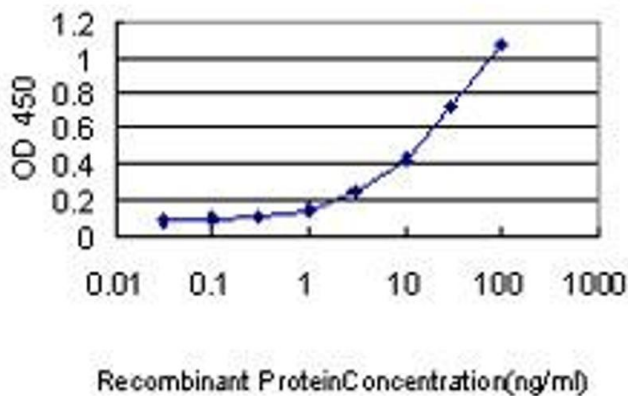
## Application Details

Application Notes:	Optimal working dilution should be determined by the investigator.
Restrictions:	For Research Use only

## Handling

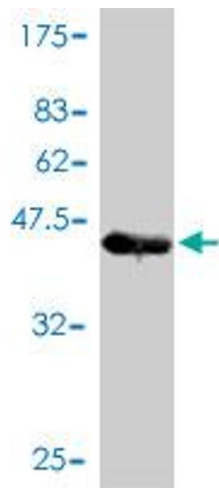
Buffer:	In 1x PBS, pH 7.4
Handling Advice:	Aliquot to avoid repeated freezing and thawing.
Storage:	-20 °C
Storage Comment:	Store at -20°C or lower. Aliquot to avoid repeated freezing and thawing.

## Images



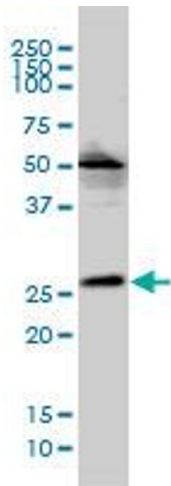
### ELISA

**Image 1.** Detection limit for recombinant GST tagged VPS25 is approximately 0.03ng/ml as a capture antibody.



#### Western Blotting

**Image 2.** Western Blot detection against Immunogen (45.1 KDa) .



#### Western Blotting

**Image 3.** MGC10540 monoclonal antibody (M01), clone 2E5-2B9 Western Blot analysis of MGC10540 expression in Hela S3 NE .

Please check the [product details page](#) for more images. Overall 4 images are available for ABIN566560.