



[Go to Product page](#)

Datasheet for ABIN566658  
**anti-UBTD2 antibody (AA 1-190)**

4 Images

Overview

Quantity:	100 µg
Target:	UBTD2
Binding Specificity:	AA 1-190
Reactivity:	Human
Host:	Mouse
Clonality:	Monoclonal
Conjugate:	This UBTD2 antibody is un-conjugated
Application:	ELISA, Western Blotting (WB)

Product Details

Purpose:	Mouse monoclonal antibody raised against a full length recombinant DC-UbP.
Immunogen:	DC-UbP (AAH19910, 1 a.a. ~ 190 a.a) full-length recombinant protein with GST tag. MW of the GST tag alone is 26 KDa.
Sequence:	MTDGQLRSKR DEFWDTAPAF EGRKEIWDAL KAAAHAFESN DHELAQAIID GANITLPHGA LTECYDELGN RYQLPVYCLA PPINMIEEKS DIETLDIPEP PPNSGYECQL RLRLSTGKDL KLVVRSTDTV FHMKRRRLHAA EGVEPGSQRW FFSGRPLTDK MKFEELKIPK DYVVQVIVSQ PVQNPTPVEN
Clone:	1B8-1B1
Isotype:	IgG1
Cross-Reactivity:	Human

## Product Details

Characteristics: Antibody Reactive Against Recombinant Protein.

## Target Details

Target: UBTD2

Alternative Name: UBTD2 ([UBTD2 Products](#))

Background: Full Gene Name: ubiquitin domain containing 2  
Synonyms: DC-UbP,DCUBP,MGC30022

Gene ID: 92181

## Application Details

Application Notes: Optimal working dilution should be determined by the investigator.

Restrictions: For Research Use only

## Handling

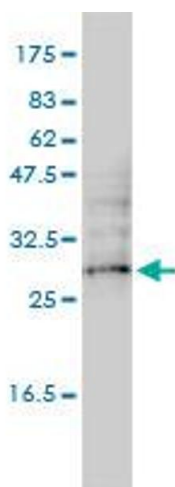
Buffer: In 1x PBS, pH 7.4

Handling Advice: Aliquot to avoid repeated freezing and thawing.

Storage: -20 °C

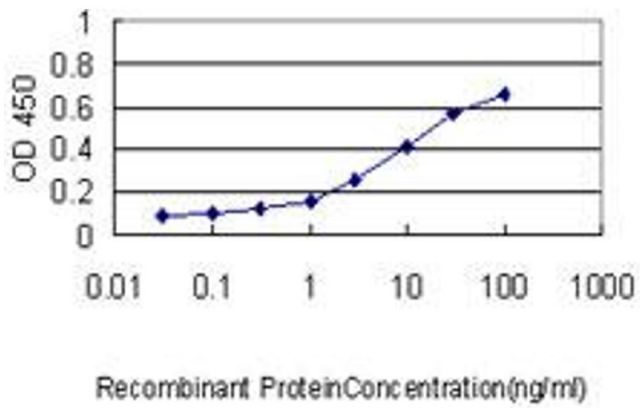
Storage Comment: Store at -20°C or lower. Aliquot to avoid repeated freezing and thawing.

## Images



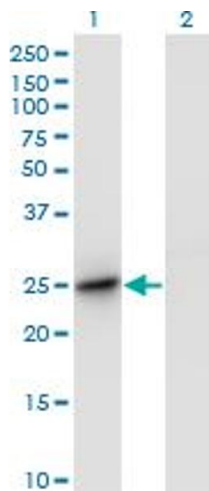
### Western Blotting

**Image 1.** DC-UbP monoclonal antibody (M01), clone 1B8-1B1 Western Blot analysis of DC-UbP expression in A-431 .



### ELISA

**Image 2.** Detection limit for recombinant GST tagged DC-UbP is approximately 0.1ng/ml as a capture antibody.



### Western Blotting

**Image 3.** Western Blot analysis of DC-UbP expression in transfected 293T cell line by DC-UbP monoclonal antibody (M01), clone 1B8-1B1.

Lane 1: DC-UbP transfected lysate(21.5 KDa).

Lane 2: Non-transfected lysate.

Please check the [product details page](#) for more images. Overall 4 images are available for ABIN566658.