

Datasheet for ABIN566675
anti-TADA2B antibody (AA 2-110)

5 Images

1 Publication



[Go to Product page](#)

Overview

Quantity:	100 µg
Target:	TADA2B
Binding Specificity:	AA 2-110
Reactivity:	Human
Host:	Mouse
Clonality:	Monoclonal
Conjugate:	This TADA2B antibody is un-conjugated
Application:	ELISA, Western Blotting (WB), Immunohistochemistry (Paraffin-embedded Sections) (IHC (p))

Product Details

Purpose:	Mouse monoclonal antibody raised against a partial recombinant MGC21874.
Immunogen:	MGC21874 (XP_291105, 2 a.a. ~ 110 a.a) partial recombinant protein with GST tag. MW of the GST tag alone is 26 KDa.
Sequence:	AELGKKYCVY CLAEVSPLRF RCTECQDIEL CPECFSAGAE IGHRRRYHGY QLVDGGRFTL WGPEAEGGWT SREEQLLLDA IEQFGFGNWE DMAAHVGASR TPQEVMEHY
Clone:	1C8
Isotype:	IgG2a
Cross-Reactivity:	Human, Mouse, Rat
Characteristics:	Antibody Reactive Against Recombinant Protein.

Target Details

Target:	TADA2B
Alternative Name:	TADA2B (TADA2B Products)
Background:	Full Gene Name: transcriptional adaptor 2 (ADA2 homolog, yeast)-beta Synonyms: ADA2(beta),ADA2B,MGC21874
Gene ID:	93624
NCBI Accession:	XM_291105
Pathways:	Chromatin Binding

Application Details

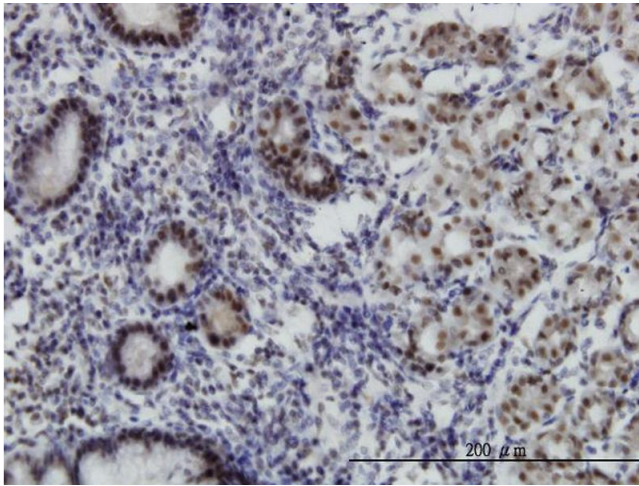
Application Notes:	Optimal working dilution should be determined by the investigator.
Restrictions:	For Research Use only

Handling

Buffer:	In 1x PBS, pH 7.4
Handling Advice:	Aliquot to avoid repeated freezing and thawing.
Storage:	-20 °C
Storage Comment:	Store at -20°C or lower. Aliquot to avoid repeated freezing and thawing.

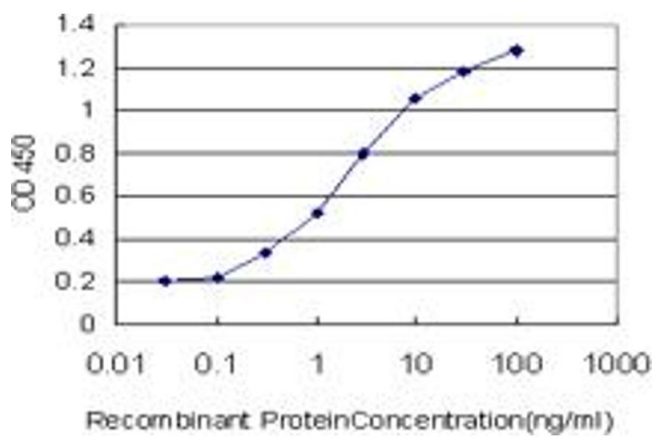
Publications

Product cited in:	Guelman, Kozuka, Mao, Pham, Solloway, Wang, Wu, Lill, Zha: "The double-histone-acetyltransferase complex ATAC is essential for mammalian development." in: Molecular and cellular biology , Vol. 29, Issue 5, pp. 1176-88, (2009) (PubMed).
-------------------	--




Immunostaining

Image 1. Immunoperoxidase of monoclonal antibody to MGC21874 on formalin-fixed paraffin-embedded human stomach. [antibody concentration 1.5 ug/ml]



ELISA

Image 2. Detection limit for recombinant GST tagged MGC21874 is approximately 0.3ng/ml as a capture antibody.



Western Blotting

Image 3. MGC21874 monoclonal antibody (M08), clone 1C8. Western Blot analysis of MGC21874 expression in NIH/3T3 .

Please check the [product details page](#) for more images. Overall 5 images are available for ABIN566675.