



[Go to Product page](#)

Datasheet for ABIN566779

anti-CANT1 antibody (AA 302-401)

4 Images

1 Publication

Overview

Quantity:	100 µg
Target:	CANT1
Binding Specificity:	AA 302-401
Reactivity:	Human
Host:	Mouse
Clonality:	Monoclonal
Conjugate:	This CANT1 antibody is un-conjugated
Application:	Western Blotting (WB), ELISA

Product Details

Purpose:	Mouse monoclonal antibody raised against a partial recombinant CANT1.
Immunogen:	CANT1 (AAH17655, 302 a.a. ~ 401 a.a) partial recombinant protein with GST tag. MW of the GST tag alone is 26 KDa.
Sequence:	ASQERYSEKD DERKGANLLL SASPDFGDIA VSHVGA VVPT HGFSSF K FIP NTDDQIIVAL KSEEDSGRVA SYIMAFTLDG RFLLPETKIG SVKYEGIEFI
Clone:	2D3
Isotype:	IgG2a
Cross-Reactivity:	Human
Characteristics:	Antibody Reactive Against Recombinant Protein.

Target Details

Target:	CANT1
Alternative Name:	CANT1 (CANT1 Products)
Background:	Full Gene Name: calcium activated nucleotidase 1 Synonyms: SCAN-1,SHAPY
Gene ID:	124583

Application Details

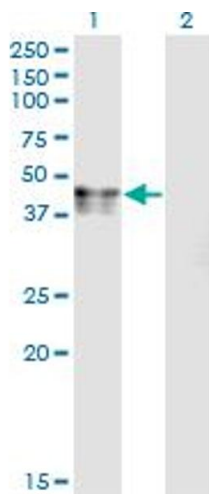
Application Notes:	Optimal working dilution should be determined by the investigator.
Restrictions:	For Research Use only

Handling

Buffer:	In 1x PBS, pH 7.4
Handling Advice:	Aliquot to avoid repeated freezing and thawing.
Storage:	-20 °C
Storage Comment:	Store at -20°C or lower. Aliquot to avoid repeated freezing and thawing.

Publications

Product cited in:	Scheble, Braun, Wilbertz, Stiedl, Petersen, Schilling, Reischl, Seitz, Fend, Kristiansen, Perner: " ERG rearrangement in small cell prostatic and lung cancer." in: Histopathology , Vol. 56, Issue 7, pp. 937-43, (2010) (PubMed).
-------------------	--

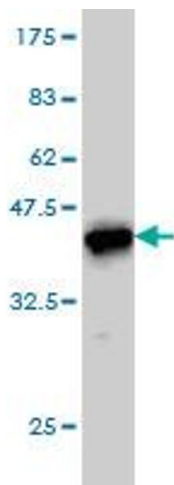


Western Blotting

Image 1. Western Blot analysis of CANT1 expression in transfected 293T cell line by CANT1 monoclonal antibody (M01), clone 2D3.


Lane 1: CANT1 transfected lysate(44.8 kDa).

Lane 2: Non-transfected lysate.



Western Blotting

Image 2. Western Blot detection against Immunogen (36.63 kDa) .



Western Blotting

Image 3. CANT1 monoclonal antibody (M01), clone 2D3 Western Blot analysis of CANT1 expression in A-431 .

Please check the [product details page](#) for more images. Overall 4 images are available for ABIN566779.