Datasheet for ABIN566850

anti-RNF151 antibody (AA 68-173)

3 Images

Go to Product page

Overview

Quantity:	100 µg
Target:	RNF151
Binding Specificity:	AA 68-173
Reactivity:	Human
Host:	Mouse
Clonality:	Monoclonal
Conjugate:	This RNF151 antibody is un-conjugated
Application:	Western Blotting (WB), ELISA, Immunofluorescence (IF)

Product Details

Purpose:	Mouse monoclonal antibody raised against a partial recombinant RNF151.
Immunogen:	RNF151 (NP_056484, 68 a.a. ~ 173 a.a) partial recombinant protein with GST tag. MW of the GST tag alone is 26 KDa.
Sequence:	HMNKLRKTIG RLEVKCKNAD AGCIVTCPLA HRKGHQDSCP FELTACPNEG CTSQVPRGTL AEHRQHCQQG SQQRCPLGCG ATLDPAERAR HNCYRELHNA WSVRQE
Clone:	4G8
Isotype:	IgG1
Cross-Reactivity:	Human
Characteristics:	Antibody Reactive Against Recombinant Protein.

 Copyright antibodies-online. All rights reserved.

Target Details

Target:	RNF151
Alternative Name:	RNF151 (RNF151 Products)
Background:	Full Gene Name: ring finger protein 151 Synonyms: MGC129921
Gene ID:	146310
NCBI Accession:	XM_370927

Application Details

Application Notes:	Optimal working dilution should be determined by the investigator.
Restrictions:	For Research Use only

Handling

Buffer:	In 1x PBS, pH 7.4
Handling Advice:	Aliquot to avoid repeated freezing and thawing.
Storage:	-20 °C
Storage Comment:	Store at -20°C or lower. Aliquot to avoid repeated freezing and thawing.

Images

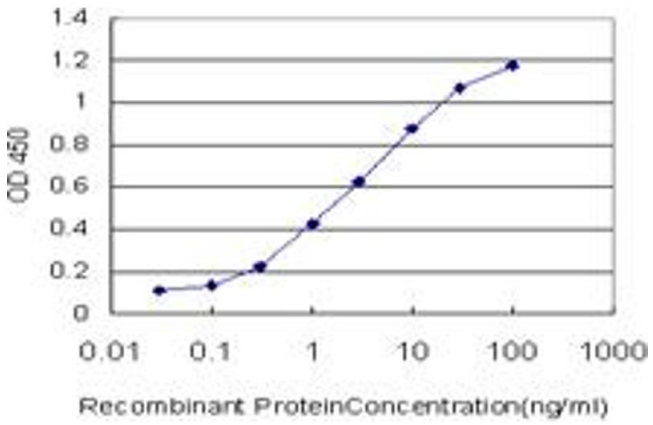

ELISA

Image 1. Detection limit for recombinant GST tagged RNF151 is approximately 0.03ng/ml as a capture antibody.

Copyright antibodies-online. All rights reserved.

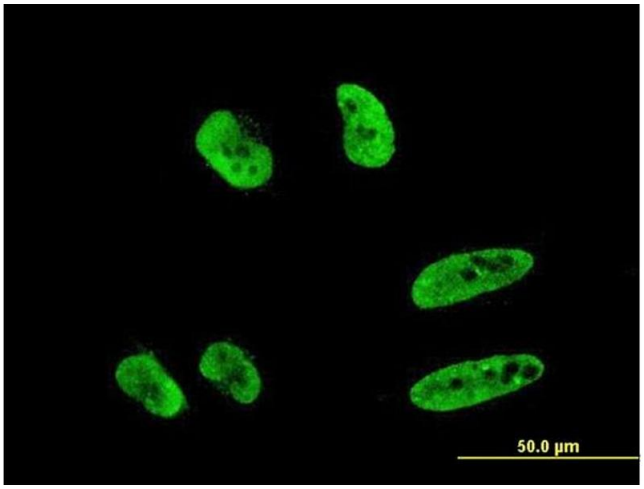

Immunofluorescence

Image 2. Immunofluorescence of monoclonal antibody to RNF151 on HeLa cell. [antibody concentration 10 ug/ml]

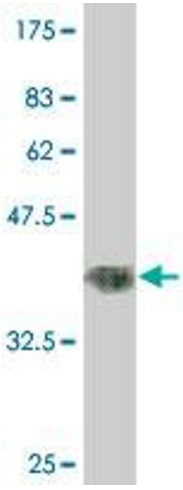

Western Blotting

Image 3. Western Blot detection against Immunogen (37.4 KDa) .

 Copyright antibodies-online. All rights reserved.