



Datasheet for ABIN566878  
**anti-NEK10 antibody (AA 211-300)**



[Go to Product page](#)

7 Images

Overview

Quantity:	100 µg
Target:	NEK10
Binding Specificity:	AA 211-300
Reactivity:	Human
Host:	Mouse
Clonality:	Monoclonal
Conjugate:	This NEK10 antibody is un-conjugated
Application:	Western Blotting (WB), ELISA, Immunofluorescence (IF)

Product Details

Purpose:	Mouse monoclonal antibody raised against a partial recombinant NEK10.
Immunogen:	NEK10 (NP_689747, 211 a.a. ~ 300 a.a) partial recombinant protein with GST tag. MW of the GST tag alone is 26 KDa.
Sequence:	RYFMEANRNT VTCHHELAVL SHETFEEKASL SSSSSGAASL KSELSESADL PPEGFQASYG KDEDACDEI LSDDNFNLEN AEKDTYSEVD
Clone:	1C9
Isotype:	IgG2a
Cross-Reactivity:	Human, Mouse
Characteristics:	Antibody Reactive Against Recombinant Protein.

## Target Details

Target:	NEK10
Alternative Name:	NEK10 ( <a href="#">NEK10 Products</a> )
Background:	Full Gene Name: NIMA (never in mitosis gene a)- related kinase 10 Synonyms: FLJ32685
Gene ID:	152110
NCBI Accession:	<a href="#">NM_152534</a>


## Application Details

Application Notes:	Optimal working dilution should be determined by the investigator.
Restrictions:	For Research Use only

## Handling

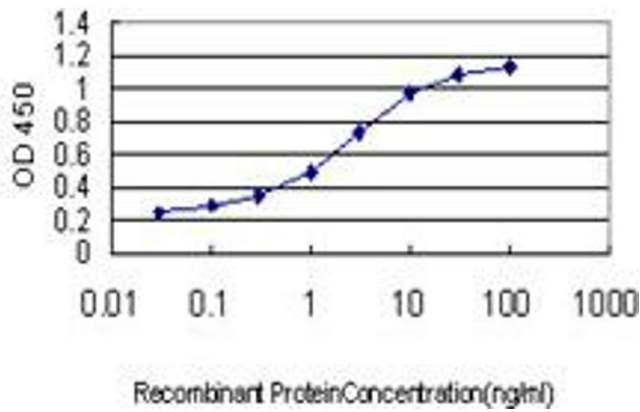
Buffer:	In 1x PBS, pH 7.4
Handling Advice:	Aliquot to avoid repeated freezing and thawing.
Storage:	-20 °C
Storage Comment:	Store at -20°C or lower. Aliquot to avoid repeated freezing and thawing.

## Images



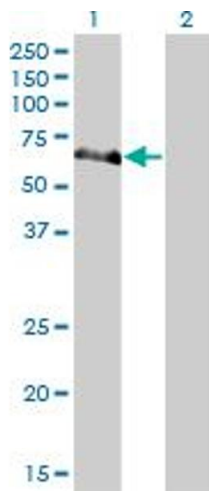
### Western Blotting

**Image 1.** NEK10 monoclonal antibody (M01), clone 1C9.  
Western Blot analysis of NEK10 expression in Raw 264.7 .



### ELISA

**Image 2.** Detection limit for recombinant GST tagged NEK10 is approximately 0.03ng/ml as a capture antibody.



### Western Blotting

**Image 3.** Western Blot analysis of NEK10 expression in transfected 293T cell line by NEK10 monoclonal antibody (M01), clone 1C9.

Lane 1: NEK10 transfected lysate(53.1 kDa).

Lane 2: Non-transfected lysate.

Please check the [product details page](#) for more images. Overall 7 images are available for ABIN566878.