Datasheet for ABIN566892

anti-AK8 antibody (AA 381-479)

3 Images

Go to Product page

Overview

Quantity:	100 µg
Target:	AK8
Binding Specificity:	AA 381-479
Reactivity:	Human
Host:	Mouse
Clonality:	Monoclonal
Conjugate:	This AK8 antibody is un-conjugated
Application:	Western Blotting (WB), ELISA, RNA Interference (RNAi)

Product Details

Purpose:	Mouse monoclonal antibody raised against a partial recombinant C9orf98.
Immunogen:	C9orf98 (NP_689785, 381 a.a. ~ 479 a.a) partial recombinant protein with GST tag. MW of the GST tag alone is 26 KDa.
Sequence:	PFDSIMERLT LRRIDPVTGE RYHLMYKPPP TMEIQARLLQ NPKDAEEQVK LKMDLFYRNS ADLEQLYGSA ITLNGDQDPY TVFEYIESGI INPLPKKIP
Clone:	3B8
Isotype:	IgG1
Cross-Reactivity:	Human
Characteristics:	Antibody Reactive Against Recombinant Protein.

 Copyright antibodies-online. All rights reserved.

Target Details

Target:	AK8
Alternative Name:	C9orf98 (AK8 Products)
Background:	Full Gene Name: chromosome 9 open reading frame 98 Synonyms: DDX31,FLJ32704,FLJ36014,RP11-143F18.1
Gene ID:	158067
NCBI Accession:	NM_152572
Pathways:	Nucleotide Phosphorylation

Application Details

Application Notes:	Optimal working dilution should be determined by the investigator.
Restrictions:	For Research Use only

Handling

Buffer:	In 1x PBS, pH 7.4
Handling Advice:	Aliquot to avoid repeated freezing and thawing.
Storage:	-20 °C
Storage Comment:	Store at -20°C or lower. Aliquot to avoid repeated freezing and thawing.

Images

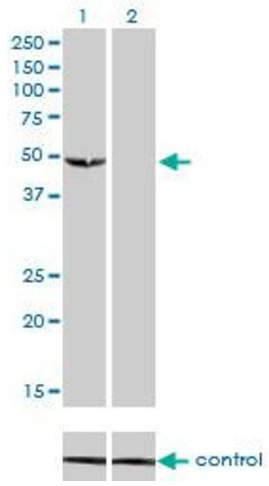

Western Blotting

Image 1. Western blot analysis of C9orf98 over-expressed 293 cell line, cotransfected with C9orf98 Validated Chimera RNAi (Lane 2) or non-transfected control (Lane 1). Blot probed with C9orf98 monoclonal antibody (M01), clone 3B8. GAPDH (36.1 kDa) used as specificity and loading control.

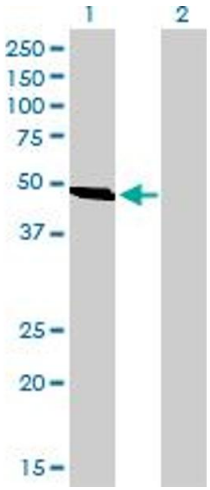

Western Blotting

Image 2. Western Blot analysis of C9orf98 expression in transfected 293T cell line by C9orf98 monoclonal antibody (M01), clone 3B8.

Lane 1: C9orf98 transfected lysate(54.9 KDa).

Lane 2: Non-transfected lysate.



Western Blotting

Image 3. Western Blot detection against Immunogen (36.63 KDa) .

 Copyright antibodies-online. All rights reserved.