



Datasheet for ABIN566893
anti-USP51 antibody (AA 261-337)



[Go to Product page](#)

3 Images

Overview

| | |
|----------------------|--------------------------------------|
| Quantity: | 50 µL |
| Target: | USP51 |
| Binding Specificity: | AA 261-337 |
| Reactivity: | Human |
| Host: | Mouse |
| Clonality: | Polyclonal |
| Conjugate: | This USP51 antibody is un-conjugated |
| Application: | Western Blotting (WB), ELISA |

Product Details

| | |
|-------------------|--|
| Purpose: | Mouse polyclonal antibody raised against a partial recombinant USP51. |
| Immunogen: | USP51 (NP_958443, 261 a.a. ~ 337 a.a) partial recombinant protein with GST tag. |
| Sequence: | KHIIHKHAETK QHHLAVDLYH GVIYCFMCKD YVYDKDIEQI AKETKEKILR LLTSTSTDVS HQQFMTSGFE DKQSTCE |
| Cross-Reactivity: | Human, Rat |
| Characteristics: | Antibody Reactive Against Recombinant Protein. |

Target Details

| | |
|-------------------|--|
| Target: | USP51 |
| Alternative Name: | USP51 (USP51 Products) |

Target Details

| | |
|-----------------|--|
| Background: | Full Gene Name: ubiquitin specific peptidase 51 Synonyms: |
| Gene ID: | 158880 |
| NCBI Accession: | NM_201286 |

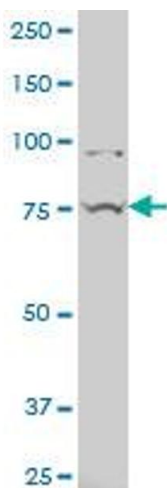
Application Details

| | |
|--------------------|--|
| Application Notes: | Optimal working dilution should be determined by the investigator. |
| Restrictions: | For Research Use only |

Handling

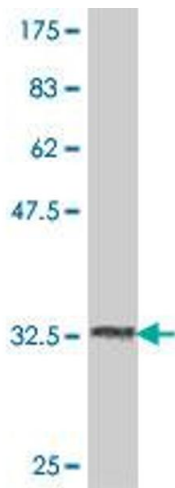
| | |
|------------------|--|
| Format: | Liquid |
| Buffer: | 50 % glycerol |
| Handling Advice: | Aliquot to avoid repeated freezing and thawing. |
| Storage: | -20 °C |
| Storage Comment: | Store at -20°C or lower. Aliquot to avoid repeated freezing and thawing. |

Images




Western Blotting

Image 1. USP51 polyclonal antibody (A01), Lot # 051205JCO1 Western Blot analysis of USP51 expression in HeLa S3 NE .



Western Blotting

Image 2. Western Blot detection against Immunogen (34.58 KDa).



Western Blotting

Image 3. USP51 polyclonal antibody (A01). Western Blot analysis of USP51 expression in A-431.