



[Go to Product page](#)

Datasheet for ABIN566953  
**anti-ALKBH3 antibody (AA 1-139)**

3 Images

Overview

Quantity:	100 µg
Target:	ALKBH3
Binding Specificity:	AA 1-139
Reactivity:	Human
Host:	Mouse
Clonality:	Monoclonal
Conjugate:	This ALKBH3 antibody is un-conjugated
Application:	Western Blotting (WB), ELISA

Product Details

Purpose:	Mouse monoclonal antibody raised against a full length recombinant DEPC-1.
Immunogen:	DEPC-1 (AAH15155, 1 a.a. ~ 139 a.a) full-length recombinant protein with GST tag. MW of the GST tag alone is 26 KDa.
Sequence:	MEPNPHWHPV LRTLKNRIEE NTGHTFNSSL CNLYRNEKDS VDWHSDDEPS LGRCPIIASL SFGATRTFEM RKKPPPEENG DYTYVERVKI PLDHGTLIM EGATQADWQH RVPKEYHSRE PRVNLTFRTV YPDPRGAPW
Clone:	2A5-4F5
Isotype:	IgG1
Cross-Reactivity:	Human
Characteristics:	Antibody Reactive Against Recombinant Protein.

## Target Details

Target:	ALKBH3
Alternative Name:	ALKBH3 ( <a href="#">ALKBH3 Products</a> )
Background:	Full Gene Name: alkB, alkylation repair homolog 3 (E. coli) Synonyms: ABH3,DEPC-1,DEPC1,MGC118790,MGC118792,MGC118793,PCA1
Gene ID:	221120
Pathways:	<a href="#">DNA Damage Repair</a>

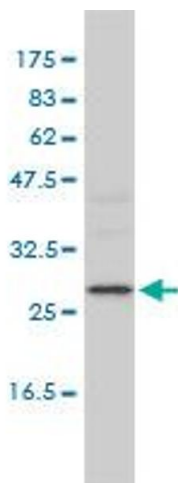
## Application Details

Application Notes:	Optimal working dilution should be determined by the investigator.
Restrictions:	For Research Use only

## Handling

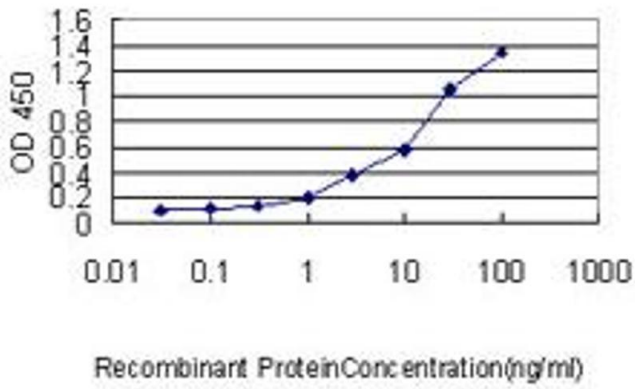
Buffer:	In 1x PBS, pH 7.4
Handling Advice:	Aliquot to avoid repeated freezing and thawing.
Storage:	-20 °C
Storage Comment:	Store at -20°C or lower. Aliquot to avoid repeated freezing and thawing.

## Images



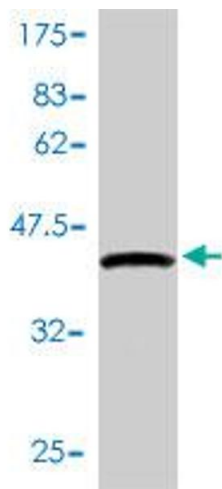
### Western Blotting

**Image 1.** DEPC-1 monoclonal antibody (M01), clone 2A5-4F5 Western Blot analysis of DEPC-1 expression in K-562 .



### ELISA

**Image 2.** Detection limit for recombinant GST tagged DEPC-1 is approximately 0.03ng/ml as a capture antibody.



### Western Blotting

**Image 3.** Western Blot detection against Immunogen (41.03 kDa).