

Datasheet for ABIN574133
anti-EIF4G2 antibody (AA 1-204)



[Go to Product page](#)

3 Images

Overview

Quantity:	50 µL
Target:	EIF4G2
Binding Specificity:	AA 1-204
Reactivity:	Human
Host:	Rabbit
Clonality:	Polyclonal
Conjugate:	This EIF4G2 antibody is un-conjugated
Application:	Western Blotting (WB), Immunohistochemistry (IHC), Immunohistochemistry (Paraffin-embedded Sections) (IHC (p))

Product Details

Brand:	IHC-plus™
Immunogen:	Recombinant protein fragment containing a sequence corresponding to a region within amino acids 1 and 204 of Human DAP5. Type of Immunogen: Recombinant protein
Specificity:	Human EIF4G2. Predicted cross-reactivity based on amino acid sequence homology: mouse (100 %), rat (100 %), rabbit (100 %), bovine (100 %), zebrafish (82 %).
Purification:	Immunoaffinity purified

Target Details

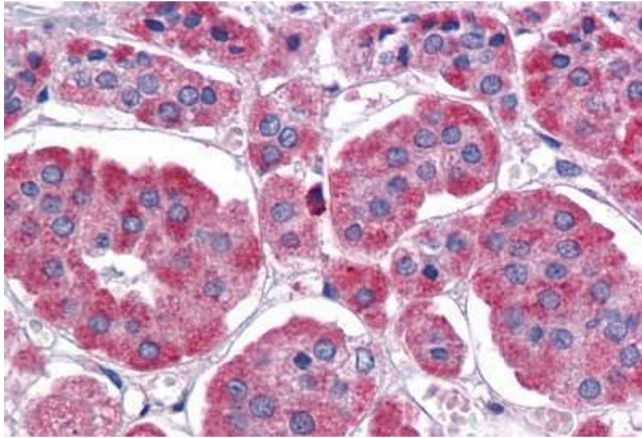
Target:	EIF4G2
Alternative Name:	DAP-5 / EIF4G2 (EIF4G2 Products)
Background:	Name/Gene ID: EIF4G2 Synonyms: EIF4G2, AAG1, Aging-associated protein 1, DAP-5, DAP5, Death-associated protein 5, EIF-4G 2, EIF-4-gamma 2, EIF4G 2, Translation repressor nat1, p97
Gene ID:	1982

Application Details

Application Notes:	Approved: IHC, IHC-P (10 µg/mL), WB (1:500 - 1:3000)
Comment:	Target Species of Antibody: Human
Restrictions:	For Research Use only

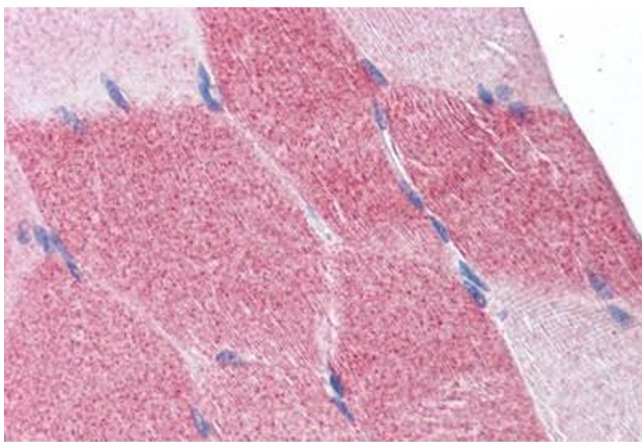
Handling

Format:	Liquid
Concentration:	Lot specific
Buffer:	PBS, pH 7, 40 % Glycerol, 0.01 % Thimerosal
Preservative:	Thimerosal (Merthiolate)
Precaution of Use:	This product contains Thimerosal (Merthiolate): a POISONOUS AND HAZARDOUS SUBSTANCE which should be handled by trained staff only.
Handling Advice:	Minimize freezing and thawing.
Storage:	-20 °C
Storage Comment:	Aliquot and store at -20°C. Avoid freeze-thaw cycles.



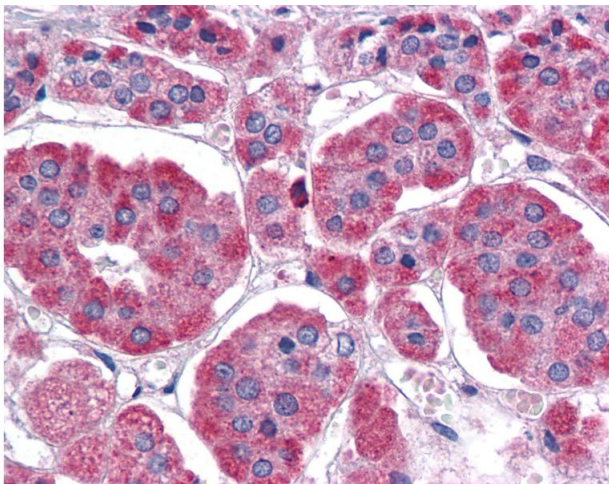
Immunohistochemistry (Formalin-fixed Paraffin-embedded Sections)

Image 1. Human Adrenal: Formalin-Fixed, Paraffin-Embedded (FFPE)



Immunohistochemistry (Formalin-fixed Paraffin-embedded Sections)

Image 2. Human Skeletal Muscle: Formalin-Fixed, Paraffin-Embedded (FFPE)



Immunohistochemistry

Image 3. Anti-EIF4G2 antibody IHC of human adrenal. Immunohistochemistry of formalin-fixed, paraffin-embedded tissue after heat-induced antigen retrieval. Antibody concentration 10 ug/ml.