Datasheet for ABIN6139968

anti-EFTUD2 antibody (AA 1-205)

9 Images

Go to Product page

Overview

Quantity:	100 µL
Target:	EFTUD2
Binding Specificity:	AA 1-205
Reactivity:	Human
Host:	Rabbit
Clonality:	Polyclonal
Conjugate:	This EFTUD2 antibody is un-conjugated
Application:	Western Blotting (WB), Immunohistochemistry (IHC), Immunofluorescence (IF), Immunoprecipitation (IP)

Product Details

Immunogen:	Recombinant fusion protein containing a sequence corresponding to amino acids 1-205 of human EFTUD2 (NP_004238.3).
Sequence:	MDTDLYDEFG NYIGPELDSD EDDDELGRET KDLDEMDDDD DDDDVGDHDD DHPGMEVVLH EDKKYYPTAE EVYGPEVETI VQEEDTQPLT EPIIKPVKTK KFTLMEQTLP VTVYEMDFLA DLMDNSELIR NVTLCGHLHH GKTCFVDCLI EQTHPEIRKR YDQDLCYTDI LFTEQERGVG IKSTPVTVVL PDTKGKSYLF NIMDT
Isotype:	IgG
Cross-Reactivity:	Human, Mouse, Rat
Characteristics:	Polyclonal Antibodies
Purification:	Affinity purification

Target Details

Target:	EFTUD2
Alternative Name:	EFTUD2 (EFTUD2 Products)
Background:	This gene encodes a GTPase which is a component of the spliceosome complex which processes precursor mRNAs to produce mature mRNAs. Mutations in this gene are associated with mandibulofacial dysostosis with microcephaly. Multiple transcript variants encoding different isoforms have been found for this gene.,EFTUD2,MFDGA,MFDM,SNRNP116,Snrp116,Snu114,U5-116KD,Epigenetics & Nuclear Signaling,RNA Binding,EFTUD2
Molecular Weight:	105 kDa/108 kDa/109 kDa
Gene ID:	9343
UniProt:	Q15029

Application Details

Application Notes:	WB,1:500 - 1:2000,IHC,1:50 - 1:200,IF,1:50 - 1:100,IP,1:20 - 1:50
Comment:	HIGH QUALITY
Restrictions:	For Research Use only

Handling

Format:	Liquid
Buffer:	PBS with 0.02 % sodium azide,50 % glycerol, pH 7.3.
Preservative:	Sodium azide
Precaution of Use:	This product contains Sodium azide: a POISONOUS AND HAZARDOUS SUBSTANCE which should be handled by trained staff only.
Storage:	-20 °C
Storage Comment:	Store at -20°C. Avoid freeze / thaw cycles.

Copyright antibodies-online. All rights reserved.

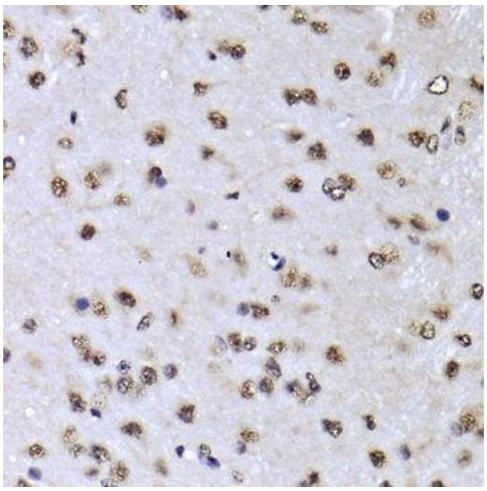

Immunohistochemistry (Paraffin-embedded Sections)

Image 1. Immunohistochemistry of paraffin-embedded mouse brain using EFTUD2 Antibody.

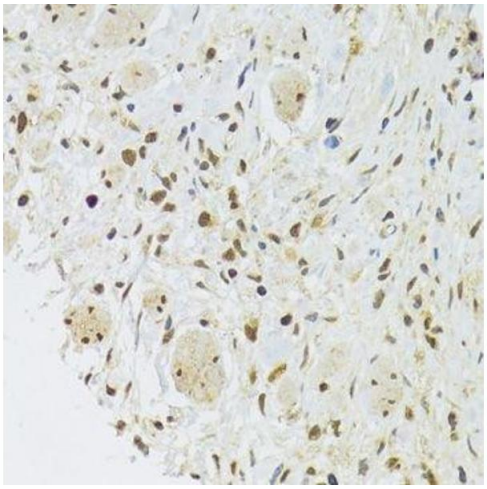

Immunohistochemistry (Paraffin-embedded Sections)

Image 2. Immunohistochemistry of paraffin-embedded human gastric cancer using EFTUD2 Antibody.

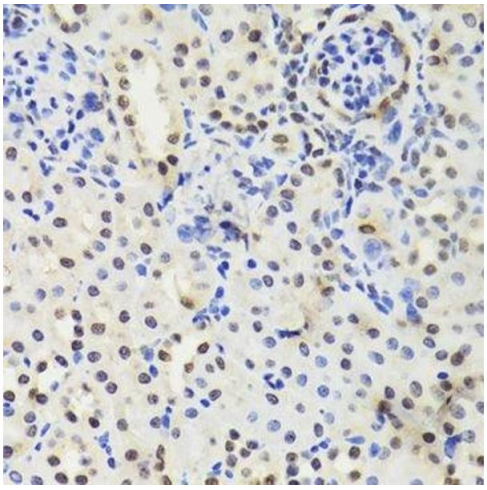

Immunohistochemistry (Paraffin-embedded Sections)

Image 3. Immunohistochemistry of paraffin-embedded mouse kidney using EFTUD2 Antibody.

Please check the product details page for more images. Overall 9 images are available for ABIN6139968.

Copyright antibodies-online. All rights reserved.