Datasheet for ABIN6142329

anti-IL18BP antibody (AA 31-194)

3 Images

Go to Product page

Overview

Quantity:	100 µL
Target:	IL18BP
Binding Specificity:	AA 31-194
Reactivity:	Human
Host:	Rabbit
Clonality:	Polyclonal
Conjugate:	This IL18BP antibody is un-conjugated
Application:	Western Blotting (WB), Immunofluorescence (IF)

Product Details

Immunogen:	Recombinant fusion protein containing a sequence corresponding to amino acids 31-194 of human IL18BP (NP_001138529.1).
Sequence:	TPVSQTTTAA TASVRSTKDP CPSQPPVFPA AKQCPALEVT WPEVEVPLNG TLSLSCVACS RFPNFSILYW LGNGSFIEHL PGRLWEGSTS RERGSTGTQL CKALVLEQLT PALHSTNFSC VLVDPEQVVQ RHVVLAQLWA GLRATLPPTQ EALPSSHSSP QQQG
Isotype:	IgG
Cross-Reactivity:	Human, Mouse
Characteristics:	Polyclonal Antibodies

Target Details

Target:	IL18BP

Copyright antibodies-online. All rights reserved.

Target Details

Alternative Name:	IL18BP (IL18BP Products)
Background:	The protein encoded by this gene functions as an inhibitor of the proinflammatory cytokine, IL18. It binds IL18, prevents the binding of IL18 to its receptor, and thus inhibits IL18-induced IFN-gamma production, resulting in reduced T-helper type 1 immune responses. This protein is constitutively expressed and secreted in mononuclear cells. Elevated level of this protein is detected in the intestinal tissues of patients with Crohn's disease. Alternatively spliced transcript variants encoding different isoforms have been described for this gene.,IL18BP,IL18BPa,Immunology & Inflammation,Cytokines,Interleukins,Cell Intrinsic Innate Immunity Signaling Pathway,IL18BP
Molecular Weight:	12 kDa/17 kDa/21 kDa
Gene ID:	10068
UniProt:	O95998

Application Details

Application Notes:	WB,1:500 - 1:2000,IF,1:50 - 1:100
Comment:	HIGH QUALITY
Restrictions:	For Research Use only

Handling

Format:	Liquid
Buffer:	PBS with 0.02 % sodium azide,50 % glycerol, pH 7.3.
Preservative:	Sodium azide
Precaution of Use:	This product contains Sodium azide: a POISONOUS AND HAZARDOUS SUBSTANCE which should be handled by trained staff only.
Storage:	-20 °C
Storage Comment:	Store at -20°C. Avoid freeze / thaw cycles.

Copyright antibodies-online. All rights reserved.

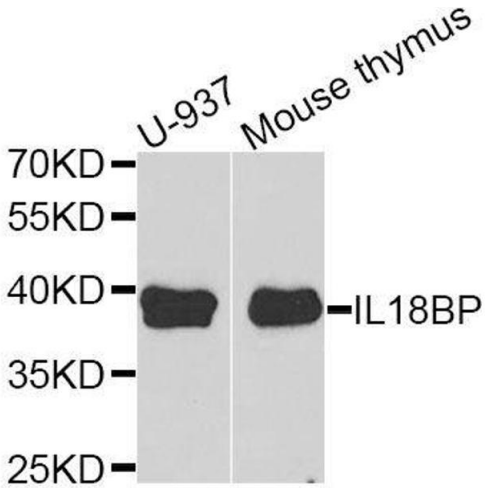

Western Blotting

Image 1. Western blot analysis of extracts of various cell lines, using IL18BP antibody.

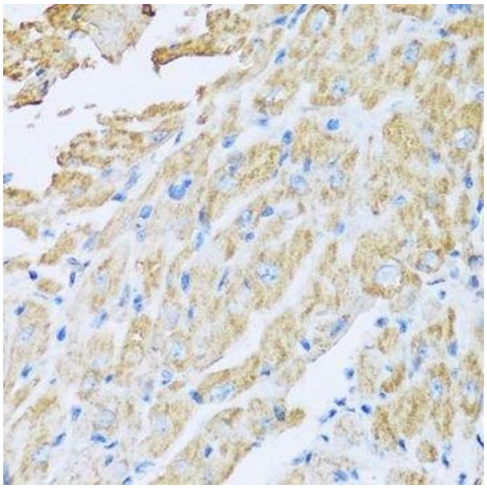

Immunohistochemistry (Paraffin-embedded Sections)

Image 2. Immunohistochemistry of paraffin-embedded mouse heart using IL18BP antibody.

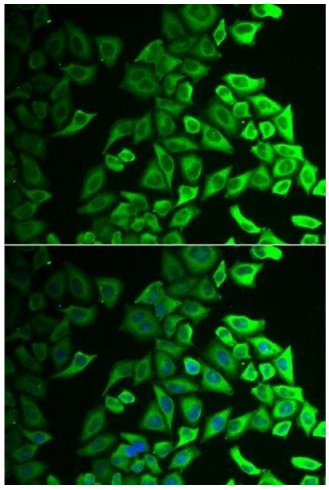

Immunofluorescence

Image 3. Immunofluorescence analysis of A549 cells using IL18BP antibody.

Copyright antibodies-online. All rights reserved.