

Datasheet for ABIN6143957
anti-MPG antibody (AA 1-293)



[Go to Product page](#)

4 Images

Overview

Quantity:	100 µL
Target:	MPG
Binding Specificity:	AA 1-293
Reactivity:	Human
Host:	Rabbit
Clonality:	Polyclonal
Conjugate:	This MPG antibody is un-conjugated
Application:	Western Blotting (WB), Immunofluorescence (IF)

Product Details

Immunogen:	Recombinant fusion protein containing a sequence corresponding to amino acids 1-293 of human MPG (NP_001015052.1).
Sequence:	MPARSGAQFC RRMGQKKQRP ARAGQPHSSS DAAQAPAEQP HSSSDAAQAP CPRERCLGPP TTPGPYRSIY FSSPKGHLTR LGLEFFDQPA VPLARAFLGQ VLVRRLPNGT ELRGRIVETE AYLGPEDAAA HSRGGRQTPR NRGFMFKPGT LYVYIYGMV FCMNISSQGD GACVLLRALE PLEGLETMRQ LRSTLRKGTA SRVLKDRELC SGPSKLCQAL AINKSFDQRD LAQDEAVWLE RGPLEPSEPA VVAAARVGVG HAGEWARKPL RFYVRGSPWV SVVDRVAEQD TQA
Isotype:	IgG
Cross-Reactivity:	Human, Mouse
Characteristics:	Polyclonal Antibodies

Target Details

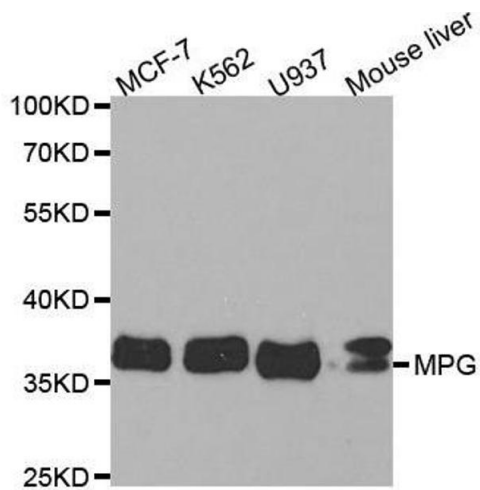
Target:	MPG
Alternative Name:	MPG (MPG Products)
Background:	Hydrolysis of the deoxyribose N-glycosidic bond to excise 3-methyladenine, and 7-methylguanine from the damaged DNA polymer formed by alkylation lesions.,MPG,AAG,ADPG,APNG,CRA36.1,MDG,Mid1,PIG11,PIG16,anpg,Epigenetics & Nuclear Signaling,DNA Damage & Repair,MPG
Molecular Weight:	30 kDa/32 kDa
Gene ID:	4350
UniProt:	P29372
Pathways:	DNA Damage Repair

Application Details

Application Notes:	WB,1:500 - 1:2000,IF,1:50 - 1:100
Comment:	HIGH QUALITY
Restrictions:	For Research Use only

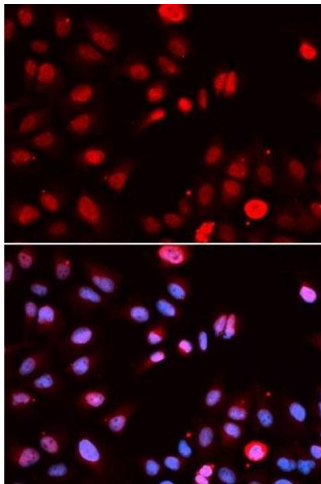
Handling

Format:	Liquid
Buffer:	PBS with 0.02 % sodium azide,50 % glycerol, pH 7.3.
Preservative:	Sodium azide
Precaution of Use:	This product contains Sodium azide: a POISONOUS AND HAZARDOUS SUBSTANCE which should be handled by trained staff only.
Storage:	-20 °C
Storage Comment:	Store at -20°C. Avoid freeze / thaw cycles.



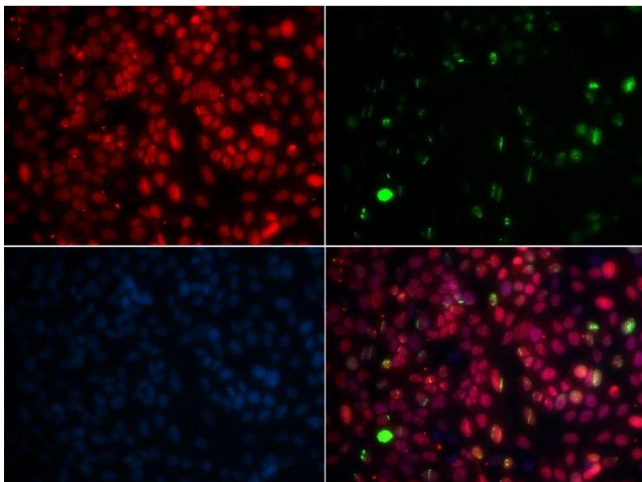
Western Blotting

Image 1. Western blot analysis of extracts of various cell lines, using MPG antibody.



Immunofluorescence

Image 2. Immunofluorescence analysis of U2OS cells using MPG antibody.



Immunofluorescence

Image 3. Immunofluorescence analysis of GFP-RNF168 transgenic U2OS cells using MPG antibody.

Please check the [product details page](#) for more images. Overall 4 images are available for ABIN6143957.