Datasheet for ABIN6144169

anti-MTOR antibody (AA 2388-2487)

10 Images | 1 Publication

Go to Product page

Overview

Quantity:	100 µL
Target:	MTOR (mTOR)
Binding Specificity:	AA 2388-2487
Reactivity:	Human
Host:	Rabbit
Clonality:	Polyclonal
Conjugate:	This MTOR antibody is un-conjugated
Application:	Western Blotting (WB), Immunohistochemistry (IHC), Immunofluorescence (IF)

Product Details

Immunogen:	Recombinant fusion protein containing a sequence corresponding to amino acids 2388-2487 of human mTOR (NP_004949.1).
Sequence:	EVTGLDGNYR ITCHTVMEVL REHKDSVMAV LEAFVYDPLL NWRLMDTNTK GNKRSRTRTD SYSAGQSVEI LDGVELGEPA HKKTGTTVPE SIHSFIGDGL
Isotype:	IgG
Cross-Reactivity:	Human, Mouse, Rat
Characteristics:	Polyclonal Antibodies
Purification:	Affinity purification

 Copyright antibodies-online. All rights reserved.

Target Details

Target:	MTOR (mTOR)
Alternative Name:	mTOR (mTOR Products)
Background:	The protein encoded by this gene belongs to a family of phosphatidylinositol kinase-related kinases. These kinases mediate cellular responses to stresses such as DNA damage and nutrient deprivation. This protein acts as the target for the cell-cycle arrest and immunosuppressive effects of the FKBP12-rapamycin complex. The ANGPTL7 gene is located in an intron of this gene.,FRAP,FRAP1,FRAP2,RAFT1,RAPT1,SKS,mTOR,MTOR,Epigenetics & Nuclear Signaling,Transcription Factors,DNA Damage & Repair,Translation Control,Regulation of eIF4 and p70 S6 Kinase,Cancer,Signal Transduction,Kinase,Serine/threonine kinases,PI3K-Akt Signaling Pathway,mTOR Signaling Pathway,ErbB-HER Signaling Pathway,Cell Biology & Developmental Biology,Autophagy,Cell Cycle,Cell cycle inhibitors,TGF-b-Smad Signaling Pathway,Endocrine & Metabolism,AMPK Signaling Pathway,Insulin Receptor Signaling Pathway,Warburg Effect,Endocrine and metabolic diseases,Obesity,Immunology & Inflammation,B Cell Receptor Signaling Pathway,T Cell Receptor Signaling Pathway,IL-6 Receptor Signaling Pathway,Cardiovascular,Angiogenesis,Heart,Cardiogenesis,Regulators,mTOR
Molecular Weight:	288 kDa
Gene ID:	2475
UniProt:	P42345
Pathways:	PI3K-Akt Signaling, RTK Signaling, AMPK Signaling, Interferon-gamma Pathway, Fc-epsilon Receptor Signaling Pathway, EGFR Signaling Pathway, Neurotrophin Signaling Pathway, Regulation of Actin Filament Polymerization, Regulation of Muscle Cell Differentiation, Regulation of Cell Size, Skeletal Muscle Fiber Development, Regulation of Carbohydrate Metabolic Process, Autophagy, CXCR4-mediated Signaling Events, BCR Signaling, Warburg Effect

Application Details

Application Notes:	WB,1:500 - 1:2000,IHC,1:50 - 1:200,IF,1:50 - 1:200
Comment:	HIGH QUALITY
Restrictions:	For Research Use only

Handling

Format:	Liquid
Buffer:	PBS with 0.02 % sodium azide,50 % glycerol, pH 7.3.
Preservative:	Sodium azide
Precaution of Use:	This product contains Sodium azide: a POISONOUS AND HAZARDOUS SUBSTANCE which should be handled by trained staff only.
Storage:	-20 °C
Storage Comment:	Store at -20°C. Avoid freeze / thaw cycles.

Publications

Product cited in:	Xie, Liu, Chen, Xu, Zhan, Yang, Li, Zhou: "Umbilical cord-derived mesenchymal stem cells alleviated inflammation and inhibited apoptosis in interstitial cystitis via AKT/mTOR signaling pathway." in: **Biochemical and biophysical research communications**, Vol. 495, Issue 1, pp. 546-552, (2017) (PubMed).

Images

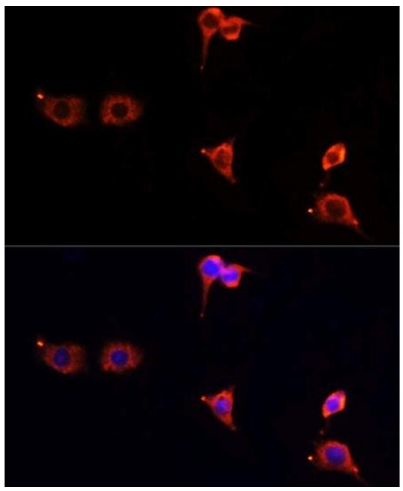

Immunofluorescence

Image 1. Immunofluorescence analysis of PC12 cells using MTOR antibody.

Copyright antibodies-online. All rights reserved.

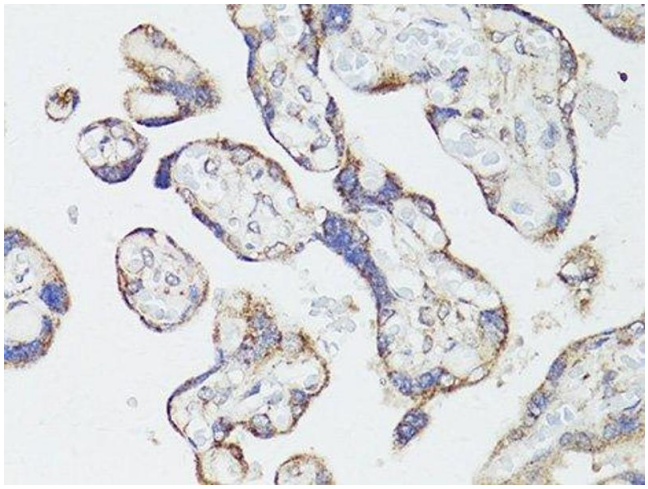

Immunohistochemistry (Paraffin-embedded Sections)

Image 2. Immunohistochemistry of paraffin-embedded human placenta using MTOR antibody.

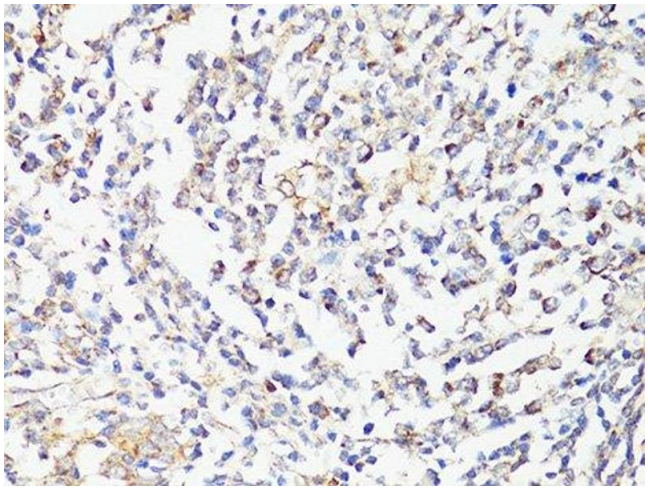

Immunohistochemistry (Paraffin-embedded Sections)

Image 3. Immunohistochemistry of paraffin-embedded human tonsil using MTOR antibody.

Please check the product details page for more images. Overall 10 images are available for ABIN6144169.

 Copyright antibodies-online. All rights reserved.