

Datasheet for ABIN6145146
anti-PA2G4 antibody (AA 1-394)



[Go to Product page](#)

10 Images

Overview

Quantity:	100 µL
Target:	PA2G4
Binding Specificity:	AA 1-394
Reactivity:	Human
Host:	Rabbit
Clonality:	Polyclonal
Conjugate:	This PA2G4 antibody is un-conjugated
Application:	Western Blotting (WB), Immunohistochemistry (IHC)

Product Details

Immunogen:	Recombinant fusion protein containing a sequence corresponding to amino acids 1-394 of human EBP1/PA2G4 (NP_006182.2).
Sequence:	MSGEDEQQEQ TIAEDLVVTK YKMGGDIANR VLRLSVEASS SGVSVLSLCE KGDAMIMEET GKIFKKEKEM KKGIAFPTSI SVNNVCVCHFS PLKSDQDYIL KEGDLVKIDL GVHVDGFIAN VAHTFVVDVA QGTQVTGRKA DVIKAAHLCA EAALRLVKPG NQNTQVTEAW NKVAHSFNCT PIEMLSHQL KQHVIDGEKT IIQNPTDQK KDHEKAEFEV HEVYAVDVLV SSGEGKAKDA GQRTTIYKRD PSKQYGLKMK TSRAFFSEVE RRFDAMPFTL RAFEDEKKAR MGVVECAKHE LLQPFNVLYE KEGEFVAQFK FTVLLMPNGP MRITSGPFEP DLYKSEMEVQ DAELKALLQS SASRKTQKKK KKKASKTAEN ATSGETLEEN EAGD
Isotype:	IgG
Cross-Reactivity:	Human, Mouse, Rat

Product Details

Characteristics: Polyclonal Antibodies

Purification: Affinity purification

Target Details

Target: PA2G4

Alternative Name: EBP1/PA2G4 ([PA2G4 Products](#))

Background: This gene encodes an RNA-binding protein that is involved in growth regulation. This protein is present in pre-ribosomal ribonucleoprotein complexes and may be involved in ribosome assembly and the regulation of intermediate and late steps of rRNA processing. This protein can interact with the cytoplasmic domain of the ErbB3 receptor and may contribute to transducing growth regulatory signals. This protein is also a transcriptional co-repressor of androgen receptor-regulated genes and other cell cycle regulatory genes through its interactions with histone deacetylases. This protein has been implicated in growth inhibition and the induction of differentiation of human cancer cells. Six pseudogenes, located on chromosomes 3, 6, 9, 18, 20 and X, have been identified.,PA2G4,EBP1,HG4-1,p38-2G4,Epigenetics & Nuclear Signaling,RNA Binding,Nuclear Receptor Signaling,EBP1/PA2G4

Molecular Weight: 38 kDa/43 kDa

Gene ID: 5036

UniProt: [Q9UQ80](#)

Pathways: [Myometrial Relaxation and Contraction](#), [Regulation of Carbohydrate Metabolic Process](#), [Hepatitis C](#), [Toll-Like Receptors Cascades](#)

Application Details

Application Notes: WB,1:500 - 1:2000,IHC,1:50 - 1:200

Comment: HIGH QUALITY

Restrictions: For Research Use only

Handling

Format: Liquid

Buffer: PBS with 0.02 % sodium azide,50 % glycerol, pH 7.3.

Preservative: Sodium azide

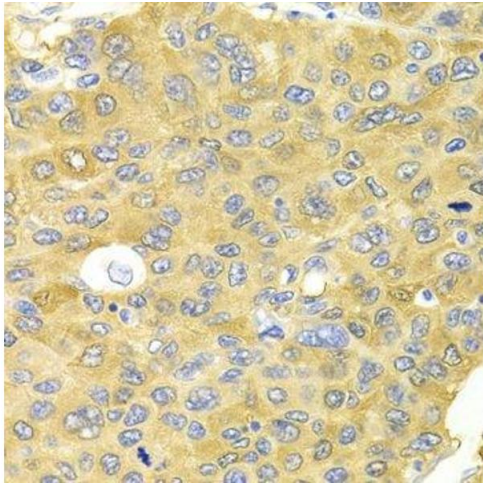
Handling

Precaution of Use: This product contains Sodium azide: a POISONOUS AND HAZARDOUS SUBSTANCE which should be handled by trained staff only.

Storage: -20 °C

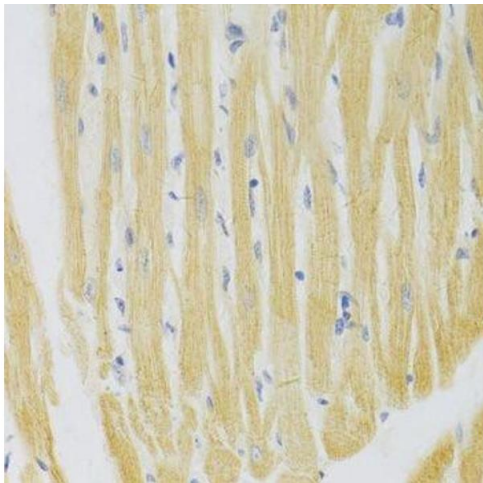
Storage Comment: Store at -20°C. Avoid freeze / thaw cycles.

Images



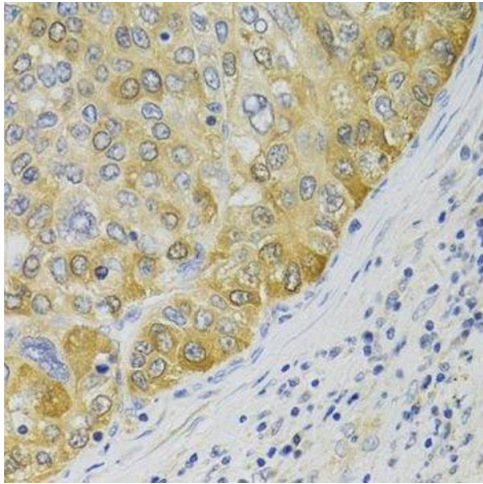
Immunohistochemistry (Paraffin-embedded Sections)

Image 1. Immunohistochemistry of paraffin-embedded human liver cancer using PA2G4 Antibody.



Immunohistochemistry (Paraffin-embedded Sections)

Image 2. Immunohistochemistry of paraffin-embedded rat heart using PA2G4 Antibody.



Immunohistochemistry (Paraffin-embedded Sections)

Image 3. Immunohistochemistry of paraffin-embedded human liver cancer using PA2G4 Antibody.

Please check the [product details page](#) for more images. Overall 10 images are available for ABIN6145146.