



Datasheet for ABIN614619
anti-HMGB2 antibody (AA 1-196)



[Go to Product page](#)

6 Images

Overview

Quantity:	50 µg
Target:	HMGB2
Binding Specificity:	AA 1-196
Reactivity:	Human
Host:	Mouse
Clonality:	Monoclonal
Conjugate:	This HMGB2 antibody is un-conjugated
Application:	Western Blotting (WB), Immunofluorescence (IF), Immunohistochemistry (Paraffin-embedded Sections) (IHC (p)), Enzyme Immunoassay (EIA)

Product Details

Immunogen:	Recombinant protein, HMGB2 (AAH00903, 1 a.a. ~ 196 a.a) full length recombinant protein with GST tag. MW of the GST tag alone is 26 KDa. Genename: HMGB2
Clone:	3D2
Isotype:	IgG2a
Specificity:	This antibody reacts to High Mobility Group Protein Hmg2 (HMGB2).
Purification:	Protein A Chromatography

Target Details

Target:	HMGB2
---------	-------

Target Details

Alternative Name:	HMGB2 / HMG2 (HMGB2 Products)
Background:	Synonyms: High mobility group protein 2, High mobility group protein B2
Gene ID:	3148
NCBI Accession:	NP_001124160
UniProt:	P26583
Pathways:	Cellular Response to Molecule of Bacterial Origin

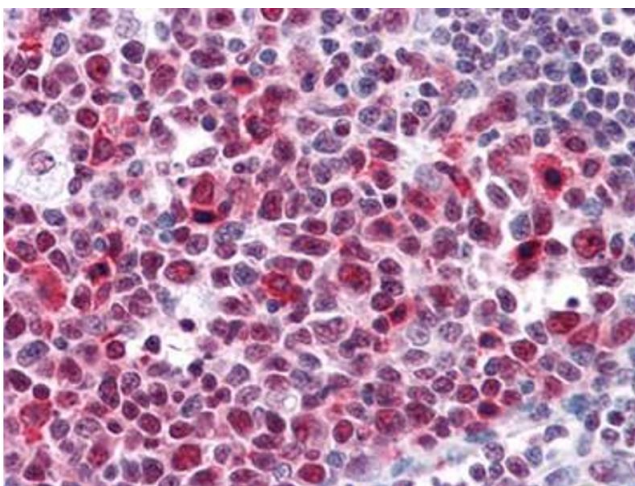
Application Details

Application Notes:	Optimal working dilution should be determined by the investigator.
Restrictions:	For Research Use only

Handling

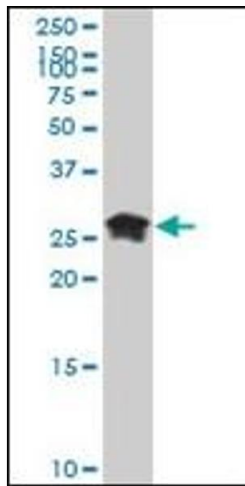
Concentration:	0,5 mg/mL
Buffer:	PBS, pH 7.2
Handling Advice:	Avoid repeated freezing and thawing.
Storage:	-20 °C

Images



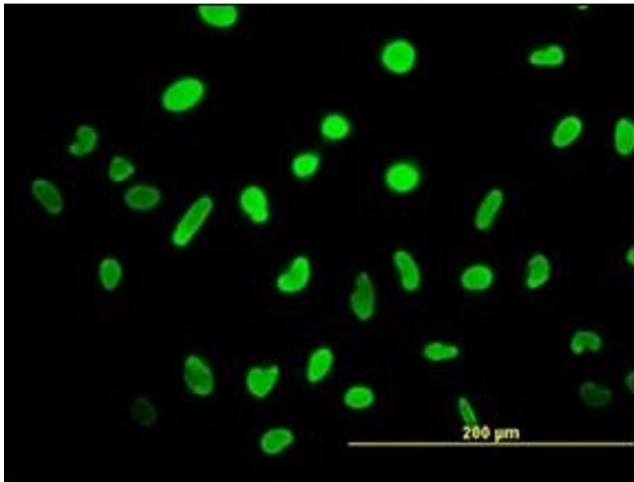
Immunohistochemistry

Image 1.



Western Blotting

Image 2.



Immunofluorescence

Image 3.

Please check the [product details page](#) for more images. Overall 6 images are available for ABIN614619.