



[Go to Product page](#)

Datasheet for ABIN6146377
anti-PTCD3 antibody (AA 450-689)

5 Images

Overview

Quantity:	100 µL
Target:	PTCD3
Binding Specificity:	AA 450-689
Reactivity:	Human
Host:	Rabbit
Clonality:	Polyclonal
Conjugate:	This PTCD3 antibody is un-conjugated
Application:	Western Blotting (WB), Immunohistochemistry (IHC), Immunofluorescence (IF)

Product Details

Immunogen:	Recombinant fusion protein containing a sequence corresponding to amino acids 450-689 of human PTCD3 (NP_060422.4).
Sequence:	PDQHRNFYYS KFFDLICLME QIDVTLKWYE DLIPSAYFPH SQTMIHLLQA LDVANRLEVI PKIWKDSKEY GHTFRSDLRE EILMLMARDK HPPELQVAFA DCAADIKSAY ESQPIRQTAQ DWPATSLNCI AILFLRAGRT QEAWKMLGLF RKHNKIPRSE LLNELMDSAK VSNSPSQAIE VVELASAFSL PICEGLTQRV MSDFAINQEQ KEALSNTAL TSDSDTDSSS DSDSDTSEGK
Isotype:	IgG
Cross-Reactivity:	Human, Mouse, Rat
Characteristics:	Polyclonal Antibodies

Target Details

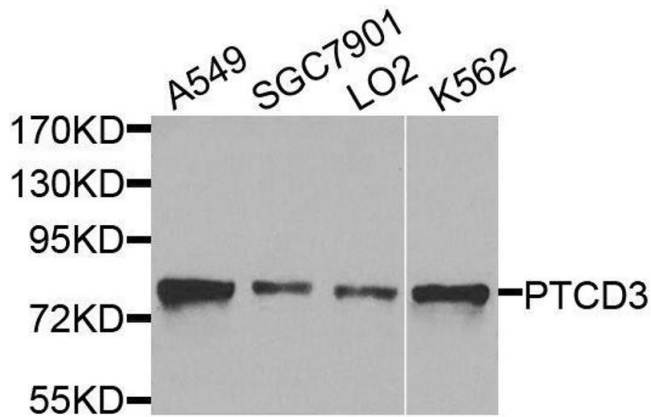
Target:	PTCD3
Alternative Name:	PTCD3 (PTCD3 Products)
Background:	Mitochondrial RNA-binding protein that has a role in mitochondrial translation.,PTCD3,MRP-S39,Epigenetics & Nuclear Signaling,RNA Binding,Endocrine & Metabolism,Mitochondrial metabolism,PTCD3
Molecular Weight:	31 kDa/78 kDa
Gene ID:	55037
UniProt:	Q96EY7

Application Details

Application Notes:	WB,1:500 - 1:2000,IHC,1:50 - 1:200,IF,1:50 - 1:200
Comment:	HIGH QUALITY
Restrictions:	For Research Use only

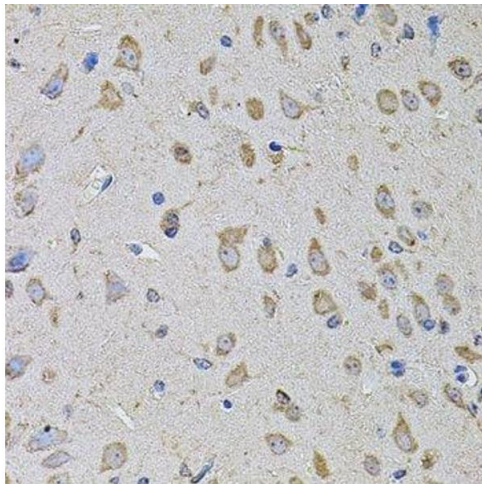
Handling

Format:	Liquid
Buffer:	PBS with 0.02 % sodium azide,50 % glycerol, pH 7.3.
Preservative:	Sodium azide
Precaution of Use:	This product contains Sodium azide: a POISONOUS AND HAZARDOUS SUBSTANCE which should be handled by trained staff only.
Storage:	-20 °C
Storage Comment:	Store at -20°C. Avoid freeze / thaw cycles.



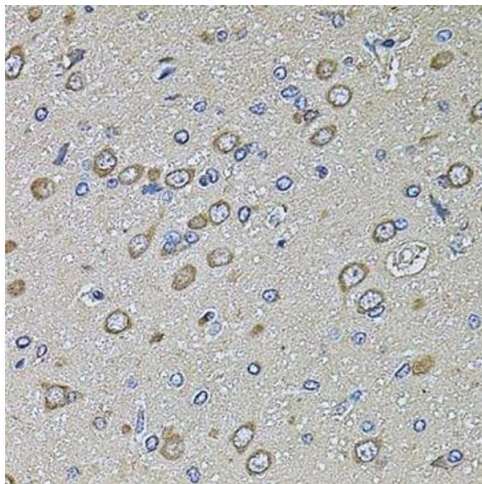
Western Blotting

Image 1. Western blot analysis of extracts of various cell lines, using PTCD3 antibody.



Immunohistochemistry (Paraffin-embedded Sections)

Image 2. Immunohistochemistry of paraffin-embedded mouse brain using PTCD3 antibody.



Immunohistochemistry (Paraffin-embedded Sections)

Image 3. Immunohistochemistry of paraffin-embedded rat brain using PTCD3 antibody.

Please check the [product details page](#) for more images. Overall 5 images are available for ABIN6146377.