

## Datasheet for ABIN6254231 anti-TJP1 antibody (C-Term)



[Go to Product page](#)

11 Images

2 Publications

### Overview

Quantity:	600 µg
Target:	TJP1
Binding Specificity:	C-Term
Reactivity:	Human, Mouse, Rat, Pig, Cow, Dog, Guinea Pig, Rabbit, Horse, Monkey, Chicken, Avian, Cat, Donkey, Goat, Hamster, Sheep
Host:	Goat
Clonality:	Polyclonal
Conjugate:	This TJP1 antibody is un-conjugated
Application:	Western Blotting (WB), Immunofluorescence (IF), Immunohistochemistry (Paraffin-embedded Sections) (IHC (p)), Immunohistochemistry (Frozen Sections) (IHC (fro))

### Product Details

Immunogen:	Purified recombinant peptide derived from within residues 1580 aa to the C-terminus of human ZO-1 produced in E. coli.
Isotype:	IgG
Specificity:	Detects endogenous levels of total ZO1 by Western blot in whole cell and tissue lysates.
Characteristics:	Tight junction protein 1
Purification:	epitope affinity purified

### Target Details

Target:	TJP1
---------	------

## Target Details

Alternative Name: Z01 ([TJP1 Products](#))

Pathways: [Carbohydrate Homeostasis](#), [Cell-Cell Junction Organization](#)

## Application Details

Application Notes: Optimal working dilution should be determined by the investigator.

Restrictions: For Research Use only

## Handling

Handling Advice: The antibody solution should be gently mixed before use.

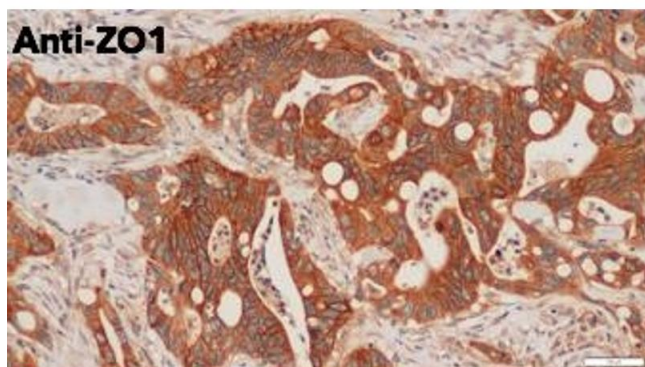
Storage: 4 °C, -20 °C

Storage Comment: For continuous use, store at 2-8 deg,C for one-two days. For extended storage, store in -20 deg,C freezer. Working dilution samples should be discarded if not used within 12 hours.

## Publications

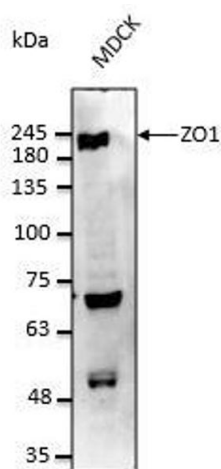
Product cited in: Xiaojun, Yan, Hong, Xianghong, Shifeng, Dingjie, Xuemin, Lijuan, Bonan, Zhongqiu, Ruimin, Brann, Fang: "Acetylated  $\alpha$ -Tubulin Regulated by N-Acetyl-Seryl-Aspartyl-Lysyl-Proline(Ac-SDKP) Exerts the Anti-fibrotic Effect in Rat Lung Fibrosis Induced by Silica." in: **Scientific reports**, Vol. 6, pp. 32257, (2018) ([PubMed](#)).

Ye, Jing, Li, Wu, Li, Xu: "Icariin promotes proliferation and osteogenic differentiation of rat adipose-derived stem cells by activating the RhoA-TAZ signaling pathway." in: **Biomedicine & pharmacotherapy**, Vol. 88, pp. 384-394, (2017) ([PubMed](#)).



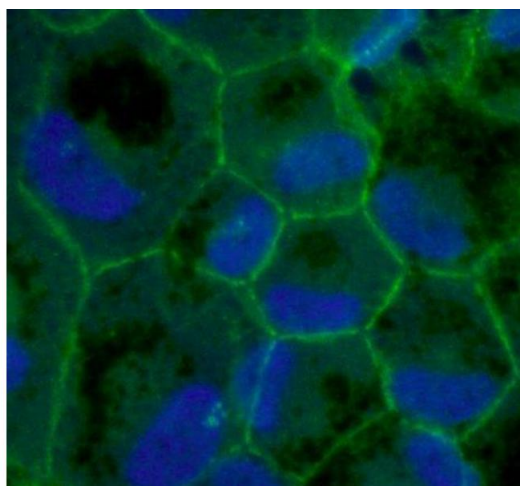
### Immunohistochemistry

**Image 1.**



### Western Blotting

**Image 2.** Anti-ZO1 Ab at 1/2,500 dilution, 50 µg of total protein per rabbit polyclonal to goat IgG (HRP) at 1/10,000 dilution,



### Immunofluorescence

**Image 3.** Immunofluorescence of primary RPE cells with ZO1 Ab at 1/100 dilution,

Please check the [product details page](#) for more images. Overall 11 images are available for ABIN6254231.