Datasheet for ABIN6735789

anti-KIN antibody (AA 230-279)

3 Images

Go to Product page

Overview

Quantity:	100 µL
Target:	KIN
Binding Specificity:	AA 230-279
Reactivity:	Human, Cow, Dog, Rabbit, Guinea Pig, Horse
Host:	Rabbit
Clonality:	Polyclonal
Conjugate:	This KIN antibody is un-conjugated
Application:	Western Blotting (WB), Immunohistochemistry (Paraffin-embedded Sections) (IHC (p)), Immunohistochemistry (IHC)

Product Details

Immunogen:	Synthetic peptide located between aa230-279 of human KIN (O60870, NP_036443). Percent identity by BLAST analysis: Human, Chimpanzee, Horse (100%), Gibbon, Marmoset (92%), Monkey, Galago, Elephant, Dog, Bovine, Rabbit, Guinea pig (84%). Type of Immunogen: Synthetic peptide
Isotype:	IgG
Specificity:	Human KIN
Predicted Reactivity:	Percent identity by BLAST analysis: Human, Horse (100%) Dog, Bovine, Rabbit, Guinea pig (84%).
Purification:	Immunoaffinity purified

Target Details

Target:	KIN
Alternative Name:	KIN17 / KIN (KIN Products)
Background:	Name/Gene ID: KIN Synonyms: KIN, Binding to curved DNA, BTCD, DNA/RNA-binding protein KIN17, KIN17
Gene ID:	22944
NCBI Accession:	NP_036443
UniProt:	O60870

Application Details

Application Notes:	Approved: IHC, IHC-P, WB (0.2 - 1 µg/mL)
Comment:	Target Species of Antibody: Human
Restrictions:	For Research Use only

Handling

Format:	Lyophilized
Reconstitution:	After adding water, will consist of PBS buffer with 2 % sucrose
Concentration:	Lot specific
Buffer:	Lyophilized from PBS with 2 % sucrose
Handling Advice:	Avoid repeat freeze-thaw cycles.
Storage:	4 °C,-20 °C
Storage Comment:	Long term: -20°C, the use of 50% glycerol is recommended if storing aliquots in -20°C for long term use (up to 1 year) Short term (less than 1 week): 4°C. Avoid freeze-thaw cycles.

Copyright antibodies-online. All rights reserved.

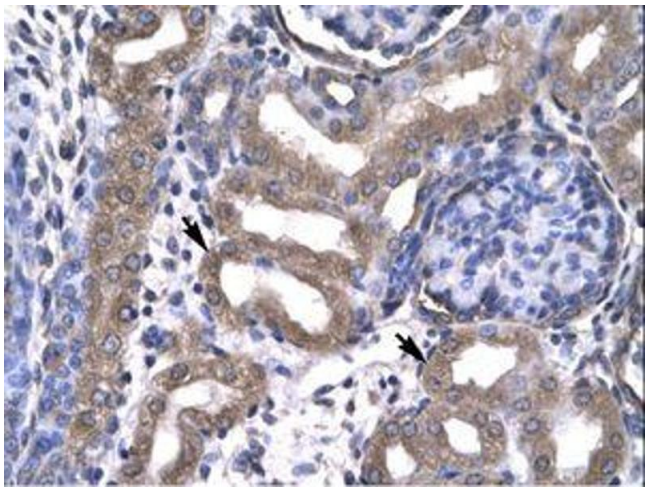

Image 1.

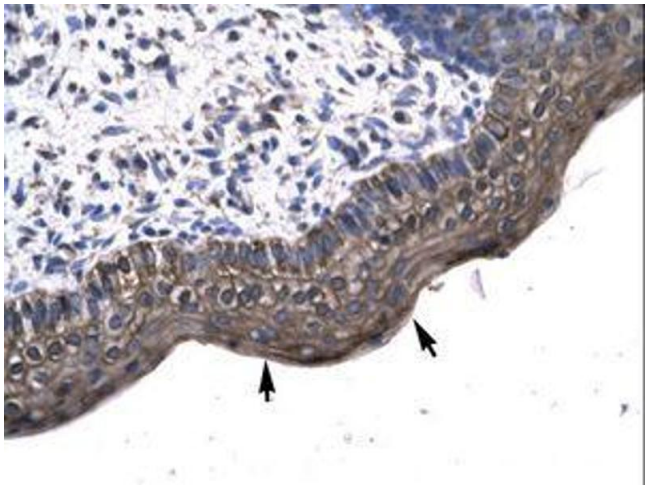

Image 2.



Image 3.

Copyright antibodies-online. All rights reserved.