

Datasheet for ABIN6745767
anti-Prohibitin 2 antibody (Tyr128)



[Go to Product page](#)

3 Images

Overview

Quantity:	200 µL
Target:	Prohibitin 2 (PHB2)
Binding Specificity:	Tyr128
Reactivity:	Human
Host:	Rabbit
Clonality:	Polyclonal
Conjugate:	This Prohibitin 2 antibody is un-conjugated
Application:	Western Blotting (WB), Immunohistochemistry (Paraffin-embedded Sections) (IHC (p))

Product Details

Immunogen:	KLH conjugated synthetic peptide corresponding to amino acid residues surrounding Y128 of human PHB2.
Cross-Reactivity:	Mouse (Murine)
Purification:	Immunoaffinity Chromatography

Target Details

Target:	Prohibitin 2 (PHB2)
Alternative Name:	Prohibitin 2 / PHB2 (PHB2 Products)
Background:	Standard Gene Symbol: PHB2, Gene Family: Transcription factor, Synonyms: PHB2, BCAP37, BAP, D-prohibitin, p22, Prohibitin-2, B-cell associated protein, Bap37, PNAS-141, Prohibitin 2, REA

Target Details

Gene ID:	11331
UniProt:	Q99623
Pathways:	Intracellular Steroid Hormone Receptor Signaling Pathway , Regulation of Intracellular Steroid Hormone Receptor Signaling

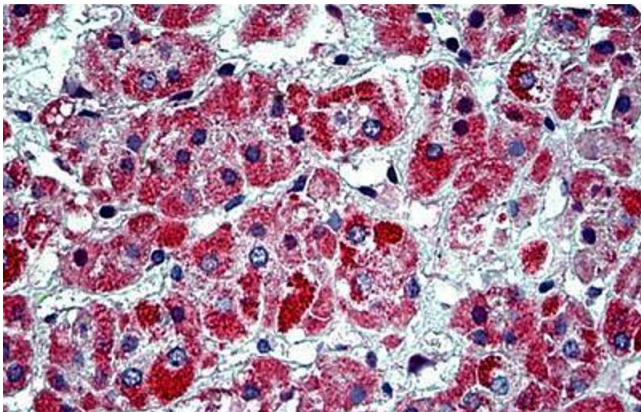
Application Details

Application Notes:	IHC-P (5 µg/mL), WB (1:1000)
Restrictions:	For Research Use only

Handling

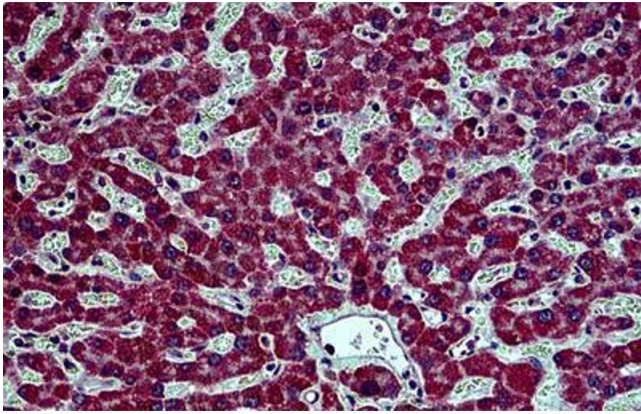
Concentration:	Lot specific
Buffer:	PBS, 0.09% sodium azide
Preservative:	Sodium azide
Precaution of Use:	This product contains sodium azide: a POISONOUS AND HAZARDOUS SUBSTANCE which should be handled by trained staff only.
Storage:	4 °C/-20 °C
Storage Comment:	Maintain refrigerated at 2-8°C for up to 6 months. For long term storage store at -20°C.
Expiry Date:	6 months

Images



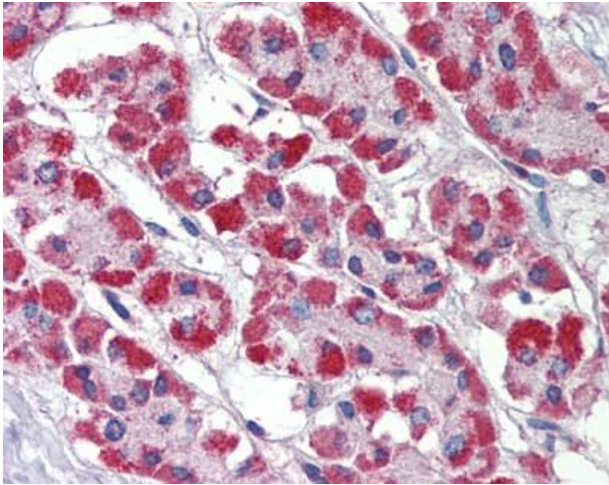
Immunohistochemistry (Formalin-fixed Paraffin-embedded Sections)

Image 1. Human Adrenal: Formalin-Fixed, Paraffin-Embedded (FFPE)



Immunohistochemistry (Formalin-fixed Paraffin-embedded Sections)

Image 2. Human Liver: Formalin-Fixed, Paraffin-Embedded (FFPE)



Immunohistochemistry (Paraffin-embedded Sections)

Image 3. Human, Adrenal: Formalin-Fixed, Paraffin-Embedded (FFPE)