

Datasheet for ABIN686572
anti-CXCL16 antibody (AA 85-200)

3 Images

1 Publication

[Go to Product page](#)

Overview

| | |
|----------------------|---|
| Quantity: | 100 µL |
| Target: | CXCL16 |
| Binding Specificity: | AA 85-200 |
| Reactivity: | Mouse, Human, Rat |
| Host: | Rabbit |
| Clonality: | Polyclonal |
| Conjugate: | This CXCL16 antibody is un-conjugated |
| Application: | Western Blotting (WB), ELISA, Immunofluorescence (Paraffin-embedded Sections) (IF (p)), Flow Cytometry (FACS), Immunohistochemistry (Paraffin-embedded Sections) (IHC (p)), Immunofluorescence (Cultured Cells) (IF (cc)), Immunohistochemistry (Frozen Sections) (IHC (fro)) |

Product Details

| | |
|-------------------|--|
| Immunogen: | KLH conjugated synthetic peptide derived from mouse CXCL16 |
| Isotype: | IgG |
| Cross-Reactivity: | Human, Mouse, Rat |
| Purification: | Purified by Protein A. |

Target Details

| | |
|-------------------|--|
| Target: | CXCL16 |
| Alternative Name: | CXCL16 (CXCL16 Products) |

Target Details

| | |
|-------------|--|
| Background: | Synonyms: C-X-C motif chemokine 16, Scavenger receptor for phosphatidylserine and oxidized low density lipoprotein, SR-PSOX, Small-inducible cytokine B16, Transmembrane chemokine CXCL16, Cxcl16, Srpsox Background: Induces a strong chemotactic response. Induces calcium mobilization. Binds to CXCR6/Bonzo. Also acts as a scavenger receptor on macrophages, which specifically binds to OxLDL (oxidized low density lipoprotein), suggesting that it may be involved in pathophysiology such as atherogenesis. |
| Gene ID: | 66102 |
| UniProt: | Q8BSU2 |

Application Details

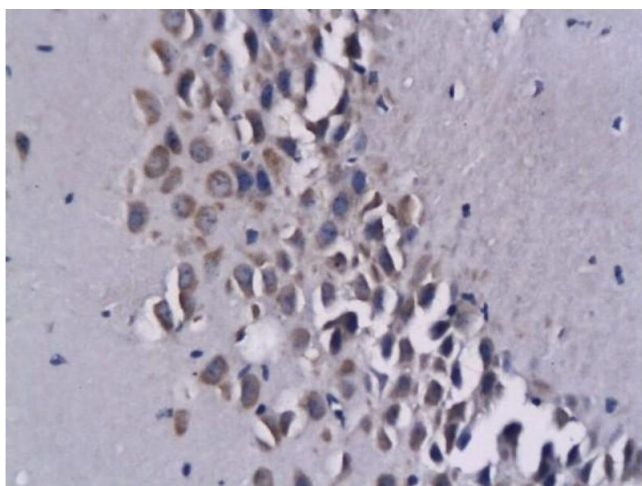
| | |
|--------------------|---|
| Application Notes: | WB 1:300-5000 ELISA 1:500-1000 FCM 1:20-100 IHC-P 1:200-400 IHC-F 1:100-500 IF(IHC-P) 1:50-200 IF(IHC-F) 1:50-200 IF(ICC) 1:50-200 |
| Restrictions: | For Research Use only |

Handling

| | |
|--------------------|--|
| Format: | Liquid |
| Concentration: | 1 µg/µL |
| Buffer: | 0.01M TBS(pH 7.4) with 1 % BSA, 0.02 % Proclin300 and 50 % Glycerol. |
| Preservative: | ProClin |
| Precaution of Use: | This product contains ProClin: a POISONOUS AND HAZARDOUS SUBSTANCE, which should be handled by trained staff only. |
| Storage: | 4 °C,-20 °C |
| Storage Comment: | Shipped at 4°C. Store at -20°C for one year. Avoid repeated freeze/thaw cycles. |
| Expiry Date: | 12 months |

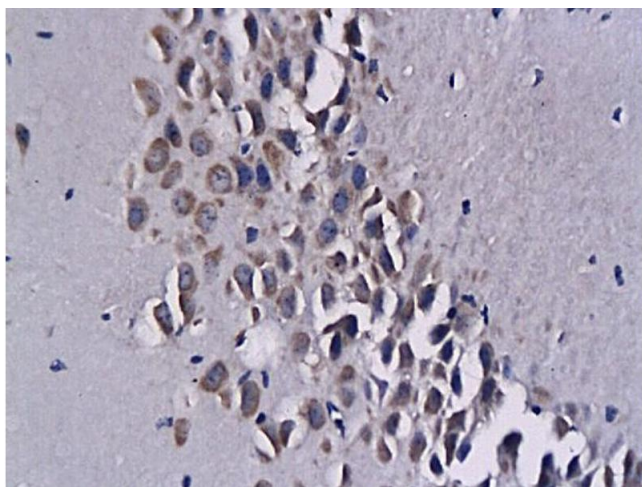
Product cited in: Cottle, Ursino, Ip, Jones, Ditommaso, Hacking, Mangan, Mellett, Henley, Sviridov, Nold-Petry, Nold, Meikle, Kile, Smyth: "Fetal inhibition of inflammation improves disease phenotypes in harlequin ichthyosis." in: **Human molecular genetics**, (2014) ([PubMed](#)).

Images



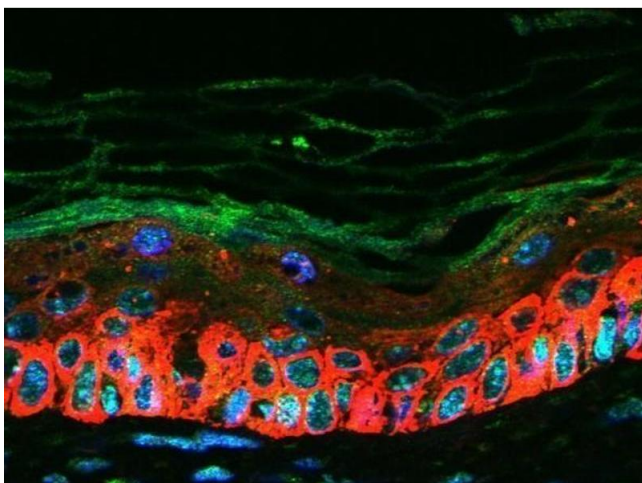
Immunohistochemistry

Image 1. Formalin-fixed and paraffin embedded mouse brain tissue labeled with Anti-CXCL16 Polyclonal Antibody, Unconjugated (ABIN686572) followed by conjugation to the secondary antibody and DAB staining



Immunohistochemistry

Image 2. Formalin-fixed and paraffin embedded mouse brain tissue labeled with Anti-CXCL16 Polyclonal Antibody, unconjugated (ABIN686572) followed by incubation with conjugated secondary antibody and DAB staining



Immunohistochemistry (Paraffin-embedded Sections)

Image 3. Images kindly provided by Dr. Denny Cottle from the publication, Fetal inhibition of inflammation improves disease phenotypes in Harlequin Ichthyosis. Formalin-fixed and paraffin embedded mouse skin probed with Rabbit Anti-CXCL16 Polyclonal Antibody .