

Datasheet for ABIN6940142

Recombinant anti-MUC6 antibody**3** Images[Go to Product page](#)

Overview

Quantity:	100 µg
Target:	MUC6
Reactivity:	Human
Host:	Rabbit
Antibody Type:	Recombinant Antibody
Clonality:	Monoclonal
Conjugate:	This MUC6 antibody is un-conjugated
Application:	Immunohistochemistry (IHC), Staining Methods (StM)

Product Details

Immunogen:	Recombinant full-length human MUC6 protein
Clone:	MUC6-1553R
Isotype:	IgG
Purification:	Purified by Protein A/G

Target Details

Target:	MUC6
Alternative Name:	MUC6 (MUC6 Products)
Background:	The MUC6 gastric mucin is a secreted glycoprotein that plays an essential role in epithelial cyto-protection from acid, proteases, pathogenic microorganisms, and mechanical trauma in

Target Details

the gastrointestinal tract. Mucin 6 expression is highest in the stomach and gall bladder, with lower expression in the terminal ileum and right colon. In gastric cancer, Mucin 6 has an altered expression. In normal stomach, Mucin 6 is associated with Lewis type 2, Mucin 6 is also expressed in gastric metaplasia, duodenum and pancreas. Mucin 6 is a secretory mucin, located in the deeper mucosal folds of human gall bladder, and its expression is altered with increasing degrees of inflammation.

Molecular Weight: 252kDa

Gene ID: 4588

UniProt: [Q6W4X9](#)

Application Details

Application Notes: Positive Control: Human stomach tissue (IHC).
Known Application: Immunohistochemistry (Formalin-fixed) (2-4 µg/mL for 30 minutes at RT)(Staining of formalin-fixed tissues requires boiling tissue sections in 10 mM citrate buffer, pH 6.0, for 10-20 min followed by cooling at RT for 20 minutes)Optimal dilution for a specific application should be determined.

Restrictions: For Research Use only

Handling

Concentration: 200 µg/mL

Buffer: 10 mM PBS with 0.05 % BSA & 0.05 % azide.


Preservative: Sodium azide

Precaution of Use: This product contains Sodium azide: a POISONOUS AND HAZARDOUS SUBSTANCE which should be handled by trained staff only.

Storage: 4 °C,-80 °C

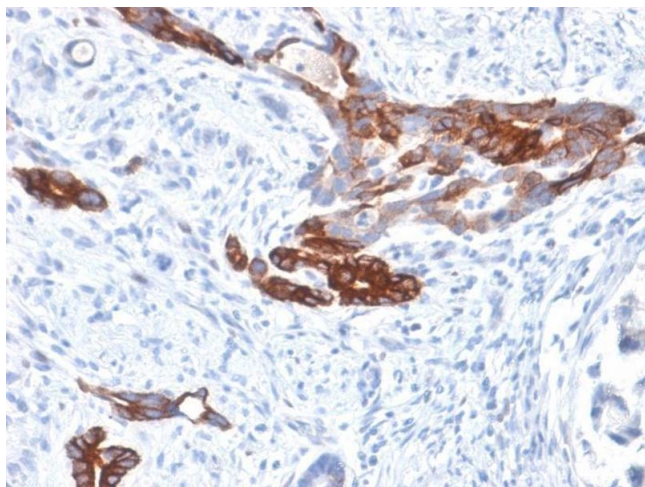
Storage Comment: Antibody with azide - store at 2 to 8°C. Antibody without azide - store at -20 to -80°C. Antibody is stable for 24 months. Non-hazardous. No MSDS required.

Expiry Date: 24 months



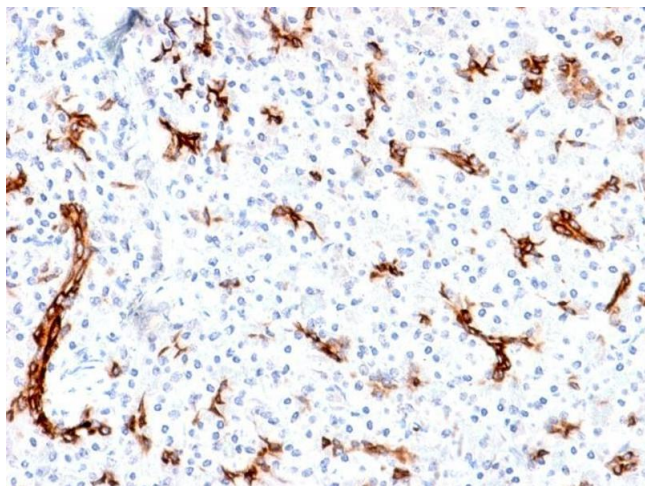
SDS-PAGE

Image 1. SDS-PAGE Analysis Purified MUC6 Rabbit Recombinant Monoclonal Antibody (MUC6/1553R). Confirmation of Purity and Integrity of Antibody.



Immunohistochemistry

Image 2. Formalin-fixed, paraffin-embedded human Gastric Carcinoma stained with MUC6 Rabbit Recombinant Monoclonal Antibody (MUC6/1553R).



Immunohistochemistry

Image 3. Formalin-fixed, paraffin-embedded human Pancreas stained with MUC6 Rabbit Recombinant Monoclonal Antibody (MUC6/1553R).