

Datasheet for ABIN6940240

Recombinant anti-ODC1 antibody**3** Images[Go to Product page](#)

Overview

Quantity:	100 µg
Target:	ODC1
Reactivity:	Human, Rat, Mouse
Host:	Rabbit
Antibody Type:	Recombinant Antibody
Clonality:	Monoclonal
Conjugate:	This ODC1 antibody is un-conjugated
Application:	Immunohistochemistry (IHC), Staining Methods (StM)

Product Details

Immunogen:	Recombinant full-length human ODC-1 protein
Clone:	ODC1-2878R
Isotype:	IgG
Specificity:	Recognizes a 53 kDa protein, identified as the Ornithine Decarboxylase (ODC-1). ODC is the initial and rate-limiting enzyme in the biosynthetic pathway of polyamines and is involved in the conversion of ornithine to putrescine. The biological activity of ODC-1 is rapidly induced in response to virtually all agents known to promote cell proliferation including hormones, drugs, growth factors, mitogens, and tumor promoters. Reportedly, ODC mRNA levels are elevated in lung carcinomas as well as in colon adenomas and carcinomas. ODC activity in colorectal carcinomas is greater than those in adenomas and normal mucosa.
Purification:	Purified by Protein A/G

Target Details

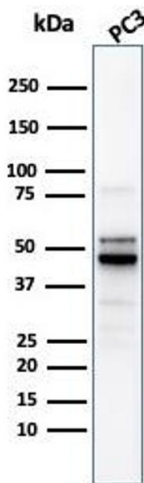
Target:	ODC1
Alternative Name:	ODC1 (ODC1 Products)
Molecular Weight:	53kDa
Gene ID:	4953
UniProt:	P11926

Application Details

Application Notes:	Positive Control: PC3 cells. Placenta, Prostate or Testicular carcinoma. Known Application: Immunohistochemistry (Formalin-fixed) (0.25-0.5 µg/mL for 30 minutes at RT)(Staining of formalin-fixed tissues requires boiling tissue sections in 10 mM citrate buffer, pH 6.0, for 10-20 min followed by cooling at RT for 20 minutes)Optimal dilution for a specific application should be determined.
Restrictions:	For Research Use only

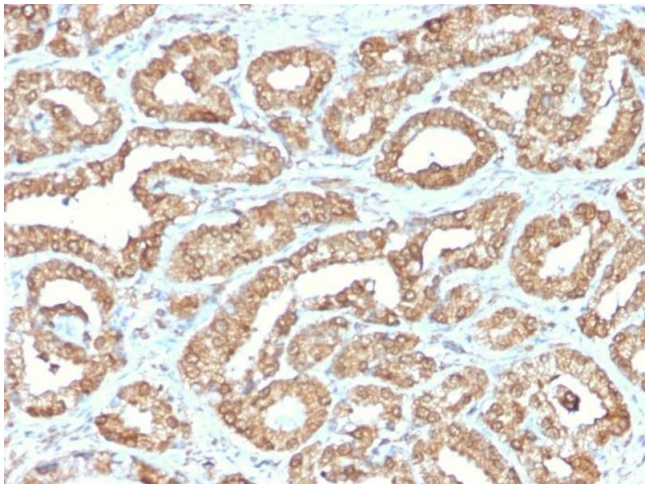
Handling

Concentration:	200 µg/mL
Buffer:	10 mM PBS with 0.05 % BSA & 0.05 % azide.
Preservative:	Sodium azide
Precaution of Use:	This product contains Sodium azide: a POISONOUS AND HAZARDOUS SUBSTANCE which should be handled by trained staff only.
Storage:	4 °C,-80 °C
Storage Comment:	Antibody with azide - store at 2 to 8°C. Antibody without azide - store at -20 to -80°C. Antibody is stable for 24 months. Non-hazardous. No MSDS required.
Expiry Date:	24 months




Western Blotting

Image 1. Western Blot Analysis of PC3 cell lysate using ODC1 Rabbit Recombinant Monoclonal Antibody (ODC1/2878R).



Immunohistochemistry

Image 2. Formalin-fixed, paraffin-embedded human Prostate stained with ODC1 Rabbit Recombinant Monoclonal Antibody (ODC1/2878R).



SDS-PAGE

Image 3. SDS-PAGE Analysis Purified ODC1 Rabbit Recombinant Monoclonal Ab (ODC1/2878R). Confirmation of Purity and Integrity of Antibody.