

Datasheet for ABIN6941449
anti-Cytokeratin 2 antibody

4 Images

[Go to Product page](#)

Overview

Quantity:	100 µg
Target:	Cytokeratin 2 (KRT76)
Reactivity:	Human, Rat
Host:	Mouse
Clonality:	Monoclonal
Conjugate:	This Cytokeratin 2 antibody is un-conjugated
Application:	Immunohistochemistry (IHC), Staining Methods (StM)

Product Details

Immunogen:	Recombinant human KRT76 protein
Clone:	KRTH-1076
Isotype:	IgG1 kappa
Specificity:	This MAb recognizes basic (Type II or HMW) cytokeratins, which include 67 kDa (CK1), 64 kDa (CK3), 59 kDa (CK4), 58 kDa (CK5), 56 kDa (CK6), 52 kDa (CK8). Twenty human keratins are resolved with two-dimensional gel electrophoresis into acidic (pI 6.0) subfamilies. The acidic keratins have molecular weights (MW) of 56.5, 55, 51, 50, 50', 48, 46, 45, and 40 kDa. Many studies have shown the usefulness of keratins as markers in cancer research and tumor diagnosis.
Cross-Reactivity (Details):	Shows broad species reactivity.
Purification:	Purified by Protein A/G

Target Details

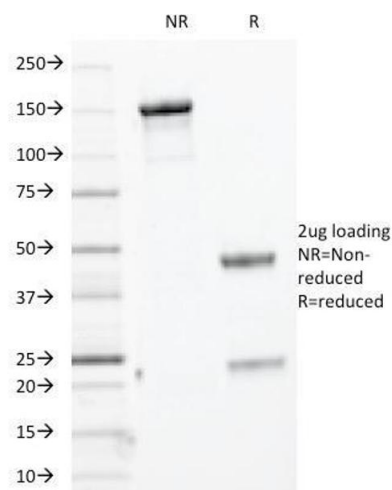
Target:	Cytokeratin 2 (KRT76)
Alternative Name:	KRT76 (KRT76 Products)
Molecular Weight:	67kDa (CK1), 64kDa (CK3), 59kDa (CK4), 58kDa (CK5), 56kDa (CK6), 52kDa (CK8)
Gene ID:	51350
UniProt:	Q01546

Application Details

Application Notes:	Positive Control: Skin, Adenocarcinomas. Known Application: Immunohistochemistry (Formalin-fixed) (0.1-0.2 µg/mL for 30 min at RT)(Staining of formalin-fixed tissues requires boiling tissue sections in 10 mM citrate buffer, pH 6.0, for 10-20 min followed by cooling at RT for 20 minutes)Optimal dilution for a specific application should be determined.
Restrictions:	For Research Use only

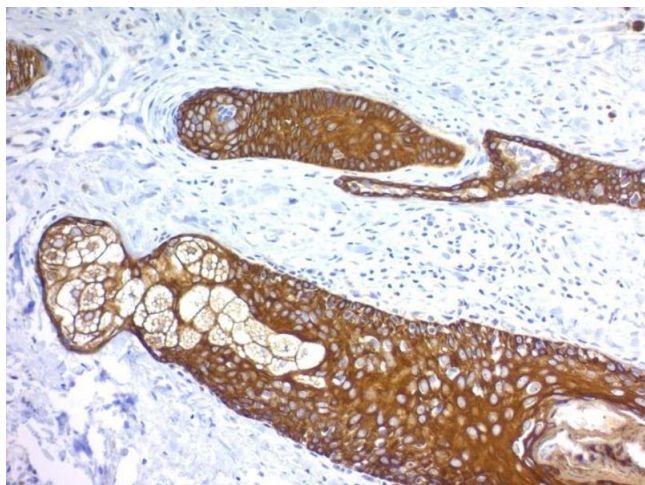
Handling

Concentration:	200 µg/mL
Buffer:	10 mM PBS with 0.05 % BSA & 0.05 % azide.
Preservative:	Sodium azide
Precaution of Use:	This product contains Sodium azide: a POISONOUS AND HAZARDOUS SUBSTANCE which should be handled by trained staff only.
Storage:	4 °C,-80 °C
Storage Comment:	Antibody with azide - store at 2 to 8°C. Antibody without azide - store at -20 to -80°C. Antibody is stable for 24 months. Non-hazardous. No MSDS required.
Expiry Date:	24 months



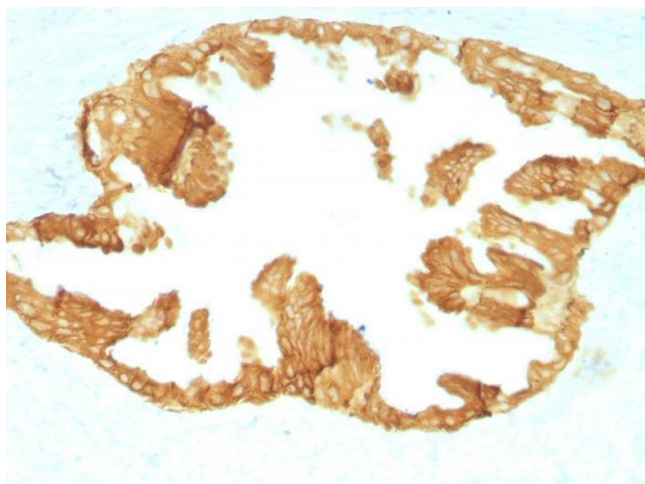
SDS-PAGE

Image 1. SDS-PAGE Analysis Purified Cytokeratin, HMW MAb (KRTH/1076). Confirmation of Purity and Integrity of Antibody.



Immunohistochemistry

Image 2. Formalin-fixed, paraffin-embedded human Skin stained with Cytokeratin, HMW Monoclonal Antibody (KRTH/1076).



Immunohistochemistry

Image 3. Formalin-fixed, paraffin-embedded Rat Oviduct with Cytokeratin, HMW Monoclonal Antibody (KRTH/1076).

Please check the [product details page](#) for more images. Overall 4 images are available for ABIN6941449.